

Infectious Disease Testing

Instruments, Reagents and Software Catalog ■ April 2023



Protecting the Environment

Our logo is not the only thing that's green at Bio-Rad.

At Bio-Rad, we continually look for ways to minimize our impact on the environment. From the sourcing of raw materials and design, manufacturing, and distribution of our products to our energy use and recycling efforts, we are dedicated to finding new opportunities for becoming the most environmentally responsible company we can be. Together and as individuals, we are striving to protect the environment today and for the future.

This e-catalog has been developed as a continuation of Bio-Rad's green initiative.

How to Use this E-Catalog?

- Throughout this e-catalog, interactive links have been inserted to enrich our product information: when the cursor is placed over them, the arrow turns into a hand.



- The Table of Contents on pages 5 and 6 is fully interactive: click on the titles to directly access the dedicated pages.

Bacteriology	7
Culture Media	8
Chromogenic Media	8
AST Culture Media	11
Anaerobes Media	13
Blood Agar Media	14
Diluents	15

- At the top right of each page, you can click on the house icon to return to the Table of Contents.



- At the top right of each page, you can click on the shopping cart icon to activate your account and start buying online.



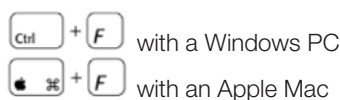
- Use the main navigation tabs at the top of each page to skip to a specific section.



- Enrich your experience by clicking on the links to access supplemental online digital content and related products.



- Another way to locate products in this e-catalog is by using the Adobe Reader search tool:



When the search box opens, type in the product name or reference you are looking for.

Product Safety Information

Quality & Certification

Our quality policy, which is the result of our dedicated efforts for clinical microbiology testing, is based on our constant commitment to improvement.

Production

From the delivery of raw materials right up to marketing of the finished products, quality assurance applies to every product manufactured by Bio-Rad. Each batch of finished products undergoes strict quality control testing and is only marketed if it complies with acceptance criteria.

All documentation relating to the production and quality control of a given batch is archived.

Distribution

Stock management is carried out in a temperature-controlled environment and by barcode readings with verification of code, batch, expiration date, product status, commercial validity and country authorization at each step.

Normally, products are transported at room temperature. Reagent development accounts for shipping-related stress conditions and reagents can thus be carried by the usual shipping services. In rare instances where a product's performance cannot be guaranteed under these conditions, Bio-Rad has introduced specialized methods of transport.

Traceability

All Bio-Rad products can be traced electronically, thus making it possible to identify the customer(s) linked with a specific product and/or batch or serial number.

As part of "reagent vigilance," this traceability makes it possible to inform clients, to indicate the actions needed based on obtained results from a batch of products, and where applicable, to recall a given product



GMED Certifications

EU Declaration of Conformity are available by typing the product code on the following platform:

<https://downloads.bio-rad.com>



Contents

Infectious Disease Testing

Bacteriology	7
Culture Media	8
Chromogenic Media	8
AST Culture Media	11
Anaerobes Media	13
Blood Agar Media	14
Diluents	15
Dehydrated Media & Supplements	16
Mycobacteria	19
Non-Selective Culture Media & Supplements	20
Selective Culture Media	23
Strain Storage Media	25
Bacterial Identification	26
Orientation Tests	26
Bacterial Serotyping Antisera	27
Latex Agglutination Tests	31
Urogenital Mycoplasma Culture, Identification, Titration, and Susceptibility Testing	34
Antimicrobial Susceptibility Testing (AST)	36
AST Culture Media	36
AST Disks	38
Non Impregnated Paper Disks	41
AST Disks for Veterinary Laboratory Use	42
AST Disks Dispenser	43
Resistance Mechanism Testing	44
Resistance to 3 rd Generation Cephalosporins	44
Detection of Carbapenemase	44
Strain Storage and Shipment	45
Mycology	47
Invasive Fungal Infections	48
Serological Diagnosis for Invasive Mycology	48

Non-Invasive Yeast and Mold Infections	54
Identification by Culture Methods	54
Antifungal Susceptibility Testing	57
Serology	59
Respiratory Diseases	60
Infectious Mononucleosis	64
Pediatric Diseases	65
Prenatal & Congenital Diseases (ToRCH)	66
Sexually Transmitted Infections	69
HIV	69
Hepatitis B	72
Hepatitis C	75
Syphilis	48
Tropical Diseases	81
Dengue	81
Malaria	82
Other Diseases	83
<i>Salmonella</i>	83
Instrumentation	85
Bacteriology	86
Serology Screening	89
Serology Confirmatory Testing	92

BIO-RAD is a trademark of Bio-Rad Laboratories, Inc.

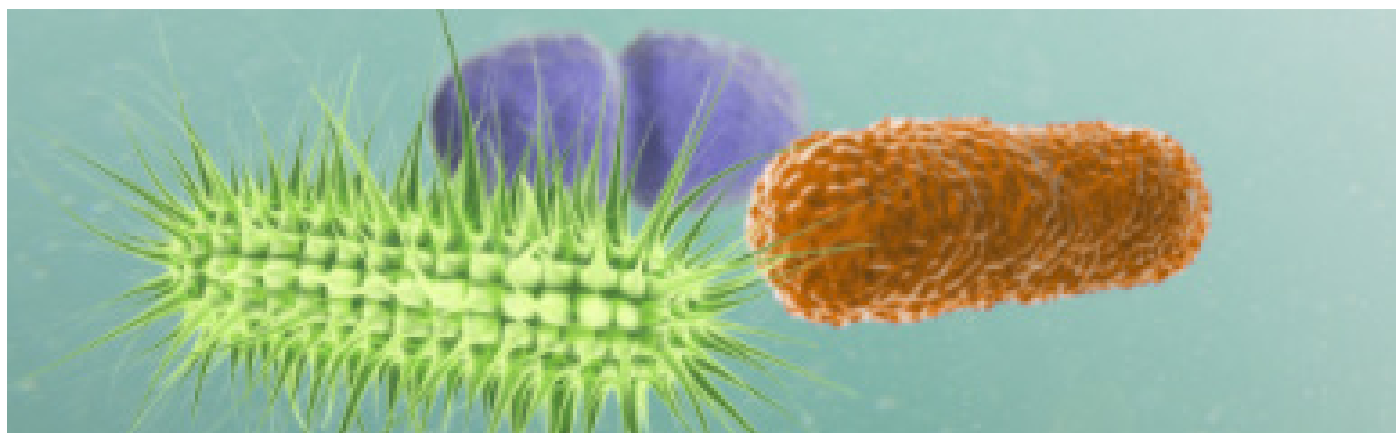
All trademarks used herein are the property of their respective owner.

The following trademarks in this document are trademarks of Bio-Rad Europe, GmbH in certain jurisdictions:

β LACTA	MONOFLUO
ADAGIO	MONOLISA
AUXACOLOR	MRSASELECT
CANDISELECT	MYCOPLASMA DUO
EVOLIS	PATHFINDER
EVOLIS TWIN PLUS	PLATELIA
FUNGITEST	SASELECT
GEENIUS	TIMELINER
GENIE	URISELECT
GENSCREEN	VRESELECT

LEGAL NOTICES

The information provided in this catalog carries no express or implied warranties as to accuracy, timeliness, or appropriateness for a particular purpose. Bio-Rad disclaims responsibility for content errors and omissions, for any allegedly infringing material, and for any damages whatsoever associated with user reliance on information provided in this catalog.



Bacteriology

Bio-Rad brings over 100 years of experience and expertise in the field of Clinical Bacteriology, especially culture media range, including chromogenics; identification tests, and antimicrobial susceptibility testing products.

Rigorous quality criteria in our manufacturing plant allow us to provide products with accurate and high levels of performance. Quality is certified under ISO 9001 and our laboratories use state-of-the-art microbiology techniques and analytical equipment to ensure lot performance and interlot consistency. Certificates of Analysis are available with each lot.

Disclaimer: Bio-Rad products and services in this document may be for sale or available only in certain countries.

Please consult your local Bio-Rad representative for full details on the availability of our products and services in your region.

Chromogenic Media

Visibly Reliable.

Bio-Rad has extensive experience in developing chromogenic media formulations. In 2003 we launched MRSASelect, the first chromogenic media to screen for *Staphylococcus aureus* with acquired antimicrobial methicillin resistance. Since the successful international launch, Bio-Rad has extended its family of the "Select" brand chromogenic media including:

- Urine Diagnosis (UriSelect4)
- Wounds Diagnosis (SaSelect)
- Prevention of Perinatal Group B Streptococcal Diseases (StrepBSelect)
- HAI Screening & Prevention (MRSASelect II, VRESelect)

Bio-Rad chromogenic media offer:

- Cost-effective labor-saving protocols
- Shorter time-to-result, consistent and reliable results compared to conventional media
- Easy-to-read and highly contrasted chromogenic reactions
- Convenience with a plate design compatible with laboratory automated streaker systems



Contact your Bio-Rad representative to get the Chromogenic Media brochure (16051)



Contact your Bio-Rad representative to get the Chromogenic Media demo kit (16364)

Urine Diagnosis

UriSelect4

Non-selective chromogenic agar medium for the isolation, differentiation, and enumeration of urinary tract pathogens.

- Results interpretation after 18-24 hours incubation
- Direct identification of *Escherichia coli*, *Enterococcus* spp., and *Proteus mirabilis*
- Presumptive identification of KESC group in Enterobacteria (*Klebsiella*, *Enterobacter*, *Serratia*, and *Citrobacter*) and PMP (*Proteus-Morganella-Providencia*) group (confirmation by indole test)
- Direct visual differentiation of colonies based on colors
- β LACTA and β CARBA tests can be used from suspicious colonies to detect the resistance mechanisms



E. coli



P. mirabilis



K. pneumoniae



Enterococcus spp.



S. saprophyticus



E. coli, *E. faecalis* and *P. mirabilis*



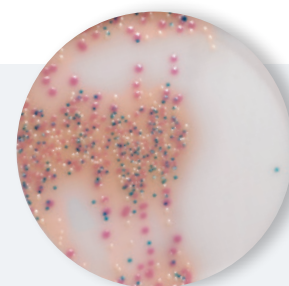
Contact your Bio-Rad representative to get the UriSelect4 brochure (16364)



Contact your Bio-Rad representative to get the UriSelect4 poster (16387)



[Bacteriological Urinalysis Workflow video](#)



Ordering Information

Catalog #	Description
63726	UriSelect4 , 20 plates of 90 mm
63727	UriSelect4 , 100 plates of 90 mm
64694	UriSelect4 , 500 g
12013236*	UriSelect4 , 5 kg

* Special ordering available upon request.

Related Products: Kovacs Reagent, Urea Indole, Novobiocin, β LACTA and β CARBA tests.



Wounds Diagnosis

SaSelect

Selective chromogenic medium for the direct identification of *Staphylococcus aureus* as well as the isolation and differentiation of staphylococci.

- Results interpretation after 18-24 hours incubation
- Direct identification of *Staphylococcus aureus* (pink to orange colonies)
- Optimized sensitivity for the rapid growth of staphylococci
- Direct visual differentiation of staphylococci colonies based on colors
- Direct visual differentiation of colonies based on colors



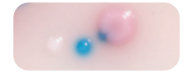
S. aureus



S. saprophyticus



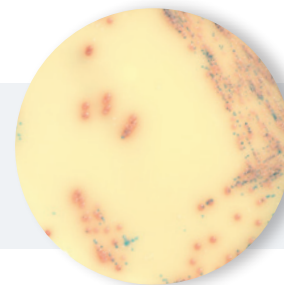
S. aureus and
S. schleiferi



S. aureus,
S. epidermidis and
S. saprophyticus



Contact your Bio-Rad representative to get the SaSelect poster (16537)



Ordering Information

Catalog #	Description
63748	SaSelect , 20 plates of 90 mm


Related Product: *Pastorex Staph-Plus*

Prevention of Perinatal Group B Streptococcal Diseases

StrepBSelect

Selective chromogenic agar medium for the presumptive identification of *Streptococcus agalactiae* colonization (GBS) in vaginal or vaginal-rectal specimens from pregnant women at 35-37 week pregnancies (in accordance with CDC recommendations).


- Results interpretation after 24-48 hours incubation
- Presumptive identification of GBS (blue colonies)
- Optimized sensitivity for the rapid growth of the overall GBS including the non β -hemolytics
- Differentiation of *Enterococcus* spp. (purple colonies) and *Lactobacillus* spp. (pink colonies) possibly not inhibited
- Simplified workflow: incubation under aerobic atmosphere
- Direct visual differentiation of colonies based on colors



GBS
and *Enterococcus* spp.



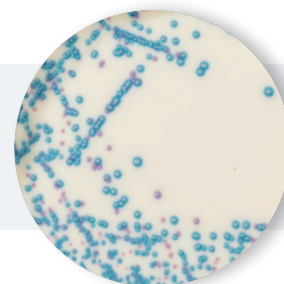
Presumptive GBS
including non β -hemolytics



GBS
and *Lactobacillus* spp.



Contact your Bio-Rad representative to get the StrepBSelect brochure (16403)



Ordering Information

Catalog #	Description
63750	StrepBSelect , 20 plates of 90 mm

Related Product: *Pastorex Strep B.*

HAI Screening & Prevention



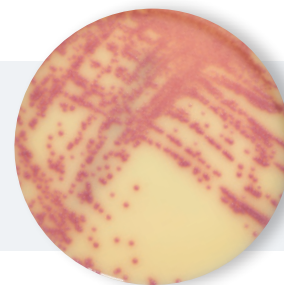
MRSASelect II

Selective and differential chromogenic medium for the qualitative detection and direct identification of Methicillin Resistant *Staphylococcus aureus* (MRSA). The test is performed:

- **From anterior nares specimens** in asymptomatic carriers or from patients at risk of carriage to screen for MRSA colonization to aid in the prevention and control of MRSA infections in healthcare settings
- **From skin and soft tissue specimens** or **from wounds** to aid in the diagnosis of MRSA infection
- Results interpretation after 18-28 hours incubation
- Large visible colonies
- Distinct pink color



Methicillin-resistant
S. aureus



Ordering Information


Catalog #	Description
63757	MRSASelect II , 20 plates of 90 mm
63759	MRSASelect II , 100 plates of 90 mm

Related Product: *Pastorex Staph-Plus*

VRESelect

Selective and differential chromogenic medium for the qualitative detection and identification of vancomycin-resistant *Enterococcus faecium* (VRE-*fm*) and vancomycin-resistant *Enterococcus faecalis* (VRE-*fs*). The test is performed on rectal swabs or fecal specimens to screen patients or healthcare workers for VRE gastrointestinal colonization.

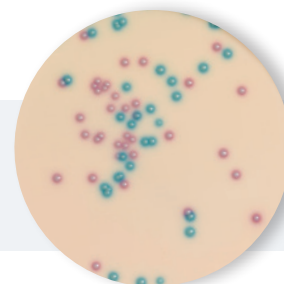
- Results interpretation after 24-28 hours incubation
- Selective detection of VRE-*fm* (pink colonies)
- Presumptive identification of VRE-*fs* (blue colonies, confirmation by a direct catalase test)
- Reliable screening: detection of the VRE low resistance level (VanB)
- Direct visual differentiation of colonies based on colors
- Further vancomycin susceptibility testing may be performed directly from the colonies isolated on VRESelect



VRE-faecium



Contact your Bio-Rad representative to get the VRESelect flyer (16512)



Ordering Information

Catalog #	Description
63751	VRESelect , 20 plates of 90 mm
63752	VRESelect , 100 plates of 90 mm

AST Culture Media

Providing Expertise for the Right Treatment

Bio-Rad has acquired solid experience in susceptibility testing, offering a complete line of products for diffusion method, including:

- The highest quality Mueller-Hinton agar media for disk diffusion susceptibility testing
- An extensive range of about 100 antibiotic disks used for semi-quantitative, *in vitro* susceptibility testing compliant with EUCAST, CLSI, and CA-SFM/EUCAST
- Disk dispensers to accurately place Bio-Rad AST disks onto your media
- ADAGIO System dedicated to AST disk or MIC strip diffusion plates for reading and interpretation

CLSI: Clinical and Laboratory Standard Institute

EUCAST: European Committee on Antimicrobial Susceptibility Testing

CA-SFM/EUCAST: Comité de l'Antibiogramme de la Société Française de Microbiologie



Start a conversation

EUCAST, CA-SFM/EUCAST & CLSI Compliant

Mueller-Hinton (MH) Agar

Standardized medium for antimicrobial disk diffusion methods.

The composition of Mueller-Hinton agar is standardized with thymidine and cation concentrations of calcium, magnesium, manganese, and zinc to obtain reliable antimicrobial susceptibility results. Magnesium and calcium cations are known to affect the results obtained (diameters and minimum inhibitory concentrations or MIC) for *Pseudomonas aeruginosa* with aminoglycosides and for *Staphylococcus* spp. with tetracycline. Excess of manganese and zinc lead to false resistant interpretations respectively with glycolcyclines and carbapenems. Last, the low concentration of thymidine decreases regrowth phenomena around trimethoprim-sulfamethoxazole and trimethoprim disks.

- Formulation conforms with EUCAST, CA-SFM/EUCAST and/or CLSI recommendations
- Manufacturing in accordance with WHO standard
- Plates with perfectly flat surfaces to deliver AST disks
- Thickness of 4 ± 0.5 mm in accordance with the ISO 16782 and the Quality control criteria published in the current EUCAST, CA-SFM/EUCAST guidelines

Ordering Information

Catalog #	Description
63824	Mueller-Hinton (MH) Agar , 20 plates of 90 mm
63829*	Mueller-Hinton (MH) Agar , 100 plates of 90 mm
63901	Mueller-Hinton (MH) Agar , 10 square plates of 120 mm
64884	Mueller-Hinton (MH) Agar , 500 g
64888	Mueller-Hinton (MH) Agar , 5 kg

* Special ordering available upon request.

Related Products: [AST Disks](#), [AST Dispenser](#), [ADAGIO](#).



EUCAST and CA-SFM/EUCAST Compliant



Mueller-Hinton-F (MHF) Agar

Standardized medium supplemented with 5% mechanically defibrinated horse blood and 20 mg/L β -NAD, used by the EUCAST and CA-SFM/EUCAST for testing the antimicrobial susceptibility of *Streptococcus* spp. (including *S. pneumoniae*), *Haemophilus* spp., *Moraxella catarrhalis*, *Listeria monocytogenes*, *Campylobacter* spp., *Pasteurella multocida*, *Corynebacterium* spp., *Aerococcus* spp. and *Kingella* spp.

- Formulation conforms with EUCAST and CA-SFM/EUCAST recommendations
- Manufacturing in accordance with WHO standard
- Thickness of 4 ± 0.5 mm in accordance with the ISO 16782 and the Quality control criteria published in the current EUCAST, CA-SFM/EUCAST guidelines
- Perfectly flat surfaces to deliver AST disks



Ordering Information

Catalog #	Description
63524	Mueller-Hinton-F (MHF) Agar , 20 plates of 90 mm
63525	Mueller-Hinton-F (MHF) Agar , 10 square plates of 120 mm

Related Products: [AST Disks](#), [AST Dispenser](#), [ADAGIO](#).

CLSI Compliant

Mueller-Hinton Agar + Sheep Blood (MHB)

Standardized medium supplemented with 5% sheep blood used by the CLSI for testing the antimicrobial susceptibility of fastidious species: *Streptococcus* spp. (including *S. pneumoniae*), *Campylobacter jejuni* and *Campylobacter coli*, *Neisseria meningitidis* and *Pasteurella* spp.

- Formulation conforms with CLSI recommendations
- Manufacturing in accordance with WHO standard
- Thickness of 4 ± 0.5 mm in accordance with the ISO 16782 and the Quality control criteria published in the current CLSI guidelines
- Perfectly flat surfaces to deliver AST disks



Ordering Information

Catalog #	Description
63825	Mueller-Hinton Agar + Sheep Blood (MHB) , 20 plates of 90 mm
63902	Mueller-Hinton Agar + Sheep Blood (MHB) , 10 square plates of 120 mm

Related Products: [AST Disks](#), [AST Dispenser](#), [ADAGIO](#).

Anaerobes Media



Rosenow Cysteine Broth

Very rich broth for rapid growth of particularly fastidious, facultative aerobic-anaerobic, and strict anaerobic bacteria.



Ordering Information

Catalog #	Description
55683	Rosenow Cysteine Broth , 25 tubes of 10 mL

Blood Agar Media

Blood Agar

Blood Agar Base + Nalidixic Acid

Dehydrated selective culture medium base with nalidixic acid for isolation of gram-positive bacteria, especially *Streptococcus* species, *Listeria*, etc



Ordering Information

Catalog #	Description
64534	Blood Agar Base + Nalidixic Acid , 500 g

Columbia Agar

Columbia Agar + 5% Sheep Blood

Non-selective isolation medium used to facilitate the growth of fastidious microorganisms commonly encountered in all types of clinical specimens.

The presence of sheep blood enables the demonstration of haemolytic reaction.

Columbia CNA Agar + 5% Sheep Blood

Selective isolation medium used to facilitate the growth of Gram-positive fastidious microorganisms commonly encountered in polymicrobial clinical specimens, such as genital tract or oropharyngeal specimens.

The presence of sheep blood enables the demonstration of haemolytic reactions.

Columbia Agar

Rich non-selective isolation medium used for the primary culture of microorganisms, especially the fastidious bacteria (in particular *Brucella abortus*, *Yersinia pestis*, and *Clostridium perfringens*) commonly encountered in all types of specimens (i.e. oropharyngeal specimens, stools, urine, etc.).

It can be supplemented with fresh horse blood or cooked blood (Chocolate agar) to enable demonstration of haemolytic reactions of certain species of bacteria.



Ordering Information

Catalog #	Description
63784	Columbia Agar + 5% Sheep Blood , 20 plates of 90 mm
12016409*	Columbia Agar + 5% Sheep Blood , 100 plates of 90 mm
63954	Columbia Agar + 5% Sheep Blood + CNA , 20 plates of 90 mm
63953*	Columbia CNA Agar + 5% Sheep Blood , 100 plates of 90 mm
64674	Columbia Agar , 500 g
64678	Columbia Agar , 5 kg

* Special ordering available upon request.



Chocolate Agar + Supplements



Chocolate Agar PVS

Rich non-selective isolation medium to facilitate the growth of fastidious microorganisms especially neisseriae (in particular *N. gonorrhoeae* and *N. meningitidis*) and *Haemophilus*, commonly encountered in all types of clinical specimens.

Chocolate Agar PVS Bacitracine

Rich selective medium used to facilitate the growth of *Haemophilus* bacteria, encountered in all types of polymicrobial clinical specimens, such as bronchopulmonary secretions, ear, nose and throat (ENT) samples, cerebrospinal fluid, blood cultures, urines.

Chocolate Agar PVS VCAT

Rich selective isolation medium to facilitate the growth of neisseriae (in particular *N. gonorrhoeae* and *N. meningitidis*), encountered in all types of polymicrobial clinical specimens, such as oropharyngeal specimens, bronchopulmonary secretions, ear, nose and throat (ENT) samples, cerebrospinal fluid, blood cultures, urines.



Ordering Information

Catalog #	Description
63934	Chocolate Agar PVS , 20 plates of 90 mm
63935	Chocolate Agar PVS (Polyvitaminic Supplement) , 100 plates of 90 mm
63947	Chocolate Agar PVS Bacitracine , 20 plates of 90 mm
63945	Chocolate Agar PVS VCAT , 20 plates of 90 mm

Diluents

Water, Saline 0.9%

Saline solution of 0.9% NaCl.

Water, Sterile and Distilled

Sterile distilled water.



Ordering Information

Catalog #	Description
54164	Water, Saline 0.9% , 25 tubes of 9 mL
54154	Water, Sterile and Distilled , 25 tubes of 9 mL

Dehydrated Media & Supplements



Bio-Rad provides a range of conventional agar culture media designed for recovery and growth of pathogenic microorganisms from clinical specimens in dehydrated format.



Contact your Bio-Rad representative to get the Dehydrated Media flyer (16308)

Antimicrobial Susceptibility Media

Mueller-Hinton Agar

Non-selective culture medium used for antimicrobial susceptibility testing, as standardized by the Clinical and Laboratory Standards Institute (CLSI) and the European Committee on Antimicrobial Susceptibility Testing (EUCAST) methods. Mueller-Hinton agar is recommended for the determination of the antimicrobial susceptibility of rapidly growing aerobic bacteria while supplemented formulas are recommended for fastidious bacteria.



Ordering Information

Catalog #	Description
64884	Mueller-Hinton Agar , 500 g
64888	Mueller-Hinton Agar , 5 kg

Non-Selective Media



Columbia Agar

Culture medium base for isolation and growth of fastidious microorganisms.

T.C.S. Agar

Non-selective rich isolation medium used to facilitate the growth of fastidious microorganisms (streptococci, *Neisseria*, *Brucella*, corynebacteria, etc.) encountered in all types of clinical specimens.

When supplemented with 5% serum and 0.5% potassium tellurite, T.C.S. agar can be used as a transport medium for all types of specimens (eye, throat swabs, etc.), allowing demonstration of streptococci, *Corynebacterium diphtheriae*, and possibly *Candida albicans*.

When supplemented with 5% cooked horse blood, T.C.S. agar can be used as a Chocolate agar for the isolation of *Neisseria* and *Haemophilus*.

UriSelect4

Non-selective chromogenic agar medium for the isolation, differentiation, and enumeration of urinary tract pathogens.

- Results interpretation after 18-24 hours incubation
- Direct identification of *Escherichia coli*, *Enterococcus* spp. and *Proteus mirabilis*
- Presumptive identification of KESC group *Enterobacteria* (*Klebsiella*, *Enterobacter*, *Serratia*, and *Citrobacter*) and PMP (*Proteus-Morganella-Providencia*) group (confirmation by indole test)
- Direct visual differentiation of colonies based on colors



Ordering Information

Catalog #	Description
64674	Columbia Agar , 500 g
64678	Columbia Agar , 5 kg
64554	T.C.S. Agar , 500 g
64694	UriSelect4 , 500 g
64558*	T.C.S. Agar , 5 kg

* Special ordering available upon request.

Related Products: Kovacs Reagent, Urea Indole, Novobiocin.

Salmonella-Shigella Media

Salmonella-Shigella Agar

Selective differential medium used to facilitate the growth of *Salmonella* and some *Shigella* species commonly encountered in clinical specimens.



Ordering Information

Catalog #	Description
64514	Salmonella-Shigella Agar , 500 g

Streptococci Media

B.E.A. Agar

Selective medium used for the primary culture and differentiation of Lancefield group D bacteria (enterococci, *Streptococcus bovis*/*Streptococcus equinus* complex) commonly encountered in clinical specimens, in particular stools.

Blood Agar Base + Nalidixic Acid

Selective culture medium base with nalidixic acid for isolation of Gram-positive bacteria, especially streptococci species, *Listeria*, etc.

Brain Heart Infusion Agar

Rich dehydrated culture medium for growth of a wide variety of microorganisms, especially fastidious species.

Columbia Agar

Culture medium base for isolation and growth of fastidious microorganisms.



Ordering Information

Catalog #	Description
64184	B.E.A. Agar , 500 g
64534	Blood Agar Base + Nalidixic Acid , 500 g
64174	Brain Heart Infusion Agar , 500 g
64674	Columbia Agar , 500 g
64678	Columbia Agar , 5 kg

Mycobacteria



Loewenstein-Jensen Agar

Selective rich isolation medium used as an aid in the diagnosis of mycobacterial diseases by facilitating the growth of mycobacteria, in particular *M. tuberculosis* and atypical mycobacteria, from pathological clinical specimens such as sputum. It is widely recommended for tuberculosis culture by the WHO.

This medium can also be used to subculture and preserve bacillary strains. It also can be used to subculture mycobacterial strains in order to obtain pure cultures and then to determine the susceptibility profile of mycobacteria to specific antibiotics.

Coletsos Medium

Rich selective medium, designed for isolation and abundant growth of particularly fastidious mycobacteria, and more specifically indicated for surface culture under strict aerobic conditions.



Ordering Information

Catalog #	Description
55244	Loewenstein-Jensen Agar , 25 slanted tubes of 7 mL
53154	Coletsos Medium , 25 tubes x 7 mL (screw cap)

Non-Selective Culture Media & Supplements



Contact your Bio-Rad representative to get the Ready-to-Use Culture Media brochure (16262)

Conventional Media

Brain Heart Infusion Broth

Enriched liquid medium used to facilitate the growth of a wide variety of microorganisms, regardless of their respiratory mode (aerobic or anaerobic), non-fastidious and fastidious bacteria (such as streptococci, including *S. pneumoniae*; *Neisseria meningitidis*...), yeasts and moulds, encountered in all types of clinical specimens.

Chocolate Agar PVS (Polyvitaminic Supplement)

Rich non-selective isolation medium used to facilitate the growth of fastidious microorganisms especially neisseriae (in particular *N. gonorrhoeae* and *N. meningitidis*) and *Haemophilus*, commonly encountered in all types of clinical specimens.

Columbia Agar + 5% Sheep Blood

Non-selective isolation medium to facilitate the growth of fastidious microorganisms commonly encountered in all types of clinical specimens.

The presence of sheep blood enables the demonstration of haemolytic reaction.

Columbia Agar

Rich non-selective isolation medium used as an aid in the diagnosis of infectious diseases by the primary culture of microorganisms, especially the fastidious bacteria (in particular *Brucella abortus*, *Yersinia pestis*, and *Clostridium perfringens*) commonly encountered in all types of specimens (i.e. oropharyngeal specimens, stools, urine, etc.). It can be supplemented with fresh horse blood or cooked blood (Chocolate agar) to enable demonstration of haemolytic reactions of bacteria.

Nutrient Agar 2.8% (with NaCl)

Culture medium for growth of non-fastidious bacteria.

Peptone Water Indole Free

Culture medium for the growth of non-fastidious microorganisms used for performing carbohydrate fermentation and indole tests.

Stock Culture Agar

Non-selective culture medium used for the storage of isolated non-fastidious bacterial strains (such as Enterobacterales, *Pseudomonadaceae*, *Acinetobacter*, staphylococci and streptococci).

Sven Gard Agar

Selective rich medium used for the identification of *Salmonella* serovars by revealing the inapparent H antigen phase of isolated biphasic *Salmonella* strains.

T.C.S. Agar

Non-selective rich isolation medium used to facilitate the growth of fastidious microorganisms (streptococci, *Neisseria*, *Brucella*, corynebacteria, etc.) encountered in all types of clinical specimens. When supplemented with 5% serum and 0.5% potassium tellurite, T.C.S. agar can be used as a transport medium for all types of specimens (eye, throat swabs, etc.), allowing demonstration of streptococci, *Corynebacterium diphtheriae*, and possibly *Candida albicans*.

When supplemented with 5% cooked horse blood, T.C.S. agar can be used as a Chocolate agar for the isolation of *Neisseria* and *Haemophilus*.

T.C.S. Broth

Non-selective isolation broth used to subculture or for the primary culture of facultative anaerobic bacteria. It is recommended by the French, European and United States Pharmacopoeias for sterility tests for the monitoring of pharmaceutical products.

Under aerobic conditions, this broth enables the growth of several fungi such as *Candida albicans*.



Ordering Information

Catalog #	Description
53664	Brain Heart Infusion Broth , 25 tubes x 10 mL
63934	Chocolate Agar PVS (Polyvitaminic Supplement) , 20 plates of 90 mm
63935*	Chocolate Agar PVS (Polyvitaminic Supplement) , 100 plates of 90 mm
64674	Columbia Agar , 500 g
64678	Columbia Agar , 5 kg
63784	Columbia Agar + 5% Sheep Blood , 20 plates x 90 mm
54478	Nutrient Agar 2.8% (with NaCl) , 25 slanted tubes of 8 mL
12017540*	Nutrient Agar 2.8% (with NaCl) , 500 g
64334	Peptone Water Indole Free , 500 g
63683	Stock Culture Agar , 50 tubes of 3 mL
53430	Sven Gard Agar , 25 tubes of 25 mL
63884	T.C.S. Agar , 20 plates of 90 mm
64554	T.C.S. Agar , 500 g
64558*	T.C.S. Agar , 5 kg
53454	T.C.S. Broth , 25 tubes of 10 mL

* Special ordering available upon request.

Related Products: [Packaging for Transport of Infectious Substances.](#)



* Non CE-Marked.

Chromogenic Media

UriSelect4

Dehydrated non-selective chromogenic agar medium for the isolation, differentiation and enumeration of urinary tract pathogens.

- Results interpretation after 18-24 hours incubation
- Direct identification of *Escherichia coli*, *Enterococcus* spp. and *Proteus mirabilis*
- Presumptive identification of KESC group *Enterobacteria* (*Klebsiella*, *Enterobacter*, *Serratia*, and *Citrobacter*) and PMP (*Proteus-Morganella-Providencia*) group (confirmation by indole test)
- Direct visual differentiation of colonies based on colors
- β LACTA and β CARBA tests can be used from suspicious colonies to detect the resistance mechanisms



Contact your Bio-Rad representative to get the UriSelect4 brochure (16364)



Contact your Bio-Rad representative to get the UriSelect4 poster (16387)



[Bacteriological Urinalysis Workflow video](#)



Ordering Information

Catalog #	Description
63726	UriSelect4 , 20 plates of 90 mm
63727	UriSelect4 , 100 plates of 90 mm
64694	UriSelect4 , 500 g
12013236*	UriSelect4 , 5 kg

* Special ordering available upon request.

Related Products: [Kovacs Reagent](#), [Urea Indole](#), [Novobiocin](#), β LACTA and β CARBA tests.



Selective Culture Media



Contact your Bio-Rad representative to get the Ready-to-Use Culture Media brochure (16262)

Arginine Broth

Freeze-dried medium for *Mycoplasma hominis* (inoculum for Bio-Rad S.I.R. Mycoplasma).

B.E.A. Agar

Selective medium used for the primary culture and differentiation of Lancefield group D bacteria (enterococci, *Streptococcus bovis*/*Streptococcus equinus* complex) commonly encountered in clinical specimens, in particular stools.

Butzler Agar

Selective medium used as an aid in the diagnosis of diarrheal diseases in stool specimens for any patient with clinical symptoms of gastroenteritis. It enables the growth of *Campylobacter* species, of which the most frequently reported in human diseases are *C. jejuni* (subspecies *jejuni*) and *C. coli*.

Chocolate Agar PVS Bacitracine

Rich selective medium used to facilitate the growth of *Haemophilus* bacteria, encountered in all types of polymicrobial clinical specimens, such as bronchopulmonary secretions, ear, nose and throat (ENT) samples, cerebrospinal fluid, blood cultures, urines.

Chocolate Agar PVS VCAT

Rich selective isolation medium used to facilitate the growth of neisseriae (in particular *N. gonorrhoeae* and *N. meningitidis*), encountered in all types of polymicrobial clinical specimens, such as oropharyngeal specimens, bronchopulmonary secretions, ear, nose and throat (ENT) samples, cerebrospinal fluid, blood cultures, urines.

Columbia CNA Agar + 5% Sheep Blood

Selective isolation medium used to facilitate the growth of Gram-positive fastidious microorganisms commonly encountered in polymicrobial clinical specimens, such as genital tract or oropharyngeal specimens. The presence of sheep blood enables the demonstration of haemolytic reactions.

Hypertonic Broth

Selective broth medium used to facilitate the growth of *Enterococcus* species commonly encountered in clinical specimens.

Kligler-Hajna Agar

Selective culture medium for identification of *Enterobacteriaceae* based on dextrose and lactose fermentation and H₂S production.

Loewenstein-Jensen Agar

Selective rich isolation medium used to facilitate the growth of mycobacteria, in particular *M. tuberculosis* and atypical mycobacteria, from pathological clinical specimens such as sputum. It is widely recommended for tuberculosis culture by the WHO. This medium can also be used to subculture and preserve bacillary strains. It also can be used to subculture mycobacterial strains in order to obtain pure cultures and then to determine the susceptibility profile of mycobacteria to specific antibiotics.

MacConkey Agar + Crystal Violet

Selective isolation medium used to facilitate the growth of Gram-negative enteric bacteria (Enterobacterales) commonly encountered in all types of clinical specimens. The presence of lactose enables the demonstration of its fermentation reaction.

Selenite Cystine Broth

Selective enrichment broth used to facilitate the growth of *Salmonella* species commonly encountered in clinical specimens. It is also recommended for the primary culture of pathological specimens such as stools.

Salmonella-Shigella Agar

Selective differential medium used to facilitate the growth of *Salmonella* and some *Shigella* species commonly encountered in clinical specimens.

Staphylocoagulase Broth

Broth specially designed for growth of staphylococci species and detection of coagulase activity.

U₉ Urea Broth

Freeze-dried urea broth to reconstitute for growth of *Ureaplasma*.

XLD Agar

Xylose Lysine Deoxycholate agar for the isolation and differentiation of enteric bacilli, especially *Shigella* and *Salmonella* species.



Ordering Information

Catalog #	Description
62763*	Arginine Broth , Ampules 10 x 2 mL
63994	B.E.A. Agar , 20 plates of 90 mm
64184	B.E.A. Agar , 500 g
63512	Butzler Agar , 20 plates of 90 mm
63947	Chocolate Agar PVS Bacitracine , 20 plates of 90 mm
63945	Chocolate PVS VCAT , 20 plates of 90 mm
63954	Columbia CNA Agar + 5% Sheep Blood , 20 plates of 90 mm
63953	Columbia CNA Agar + 5% Sheep Blood , 100 plates of 90 mm
53384	Hypertonic Broth , 25 tubes of 9 mL
55378	Kligler-Hajna Agar , 25 slanted tubes x 10 mL
55244	Loewenstein-Jensen Agar , 25 slanted tubes of 7 mL
63617	MacConkey Agar + Crystal Violet , 20 plates of 90 mm
55746	Selenite Cystine Broth , 25 tubes of 10 mL
63814	Salmonella-Shigella Agar , 20 plates of 90 mm
64514	Salmonella-Shigella Agar , 500 g
53544	Staphylocoagulase Broth , 25 tubes of 9 mL
62762*	U₉ Urea Broth , 10 ampules x 2 mL
3541751	XLD Agar , 20 plates of 90 mm

Related Products: *S.I.R. Mycoplasma Kit*, *Mycoplasma Duo Kit*, *Salmonella Antisera*, *Shigella Antisera*, *UriSelect4*.



* Non CE-Marked.

Strain Storage Media



Stock Culture Agar

Non-selective medium used for the storage of isolated non-fastidious bacterial strains (such as Enterobacterales, *Pseudomonadaceae*, *Acinetobacter*, staphylococci and streptococci).

- Ready-to-use format
- Inoculated tubes can be stored at 18-30°C for up to 2 years
- Convenient for epidemiology studies, strains transport and re-expertise
- Suitable with Bio-Rad Packaging for Transportation of Infectious Substances
- No specific lab equipment required



Ordering Information

Catalog #	Description
63683	Stock Culture Agar , 50 tubes of 3 mL

Related Product: *Packaging for Transport of Infectious Substances.*

Orientation Tests



Bio-Rad's identification tests provide key biochemical tests in an impregnated filter paper.

Optochin

Optochin-impregnated paper disks for the identification of *Streptococcus pneumoniae* species.

O129 Vibrio Static Agent

Paper disks impregnated with *Vibrio* Static Agent 0.129 for the differentiation of certain bacteria (*Vibrio*, *Pasteurella* etc.).

Novobiocin

5 µg Novobiocin-impregnated paper disks for the differentiation of coagulase-negative *Staphylococcus* species.

Kovacs Reagent

Reagent used as an aid in the diagnosis of infectious diseases, for determining the indole production from *Enterobacterales* species possessing a tryptophanase commonly encountered in clinical specimens. The reagent is used from fresh isolated colonies on culture agar plates or broth media containing tryptophan.

Rabbit Plasma

Reagent used as an aid in the diagnosis of infectious diseases, for the qualitative detection of free coagulase enzyme produced by coagulase-positive staphylococci strains commonly encountered in clinical specimens (mainly *S. aureus*). The reagent is used from a broth subculture of the bacterial strain to be examined.

Ordering Information

Catalog #	Description
53852	Optochin , 30 disks
53872	O129 Vibrio Static Agent , 30 disks
56350	Novobiocin , 30 disks
55313	Kovacs Reagent , 2 vials x 15 mL
56352	Rabbit Plasma , 1 vial x 10 mL

Related Products: *Blood Agar, UriSelect4, SaSelect, Mueller-Hinton Agar, Chocolate Agar, Columbia Agar + 5% Sheep Blood.*



Bacterial Serotyping Antisera

Bio-Rad offers a complete product line of antisera for serotyping, used for epidemiological purposes.



Contact your Bio-Rad representative to get the Bacterial Serotyping brochure (17350)



Escherichia coli (EPEC)

Antisera used for serological identification of cultures of enteropathogenic *Escherichia coli* for epidemiological purposes using a qualitative slide agglutination method.

Ordering Information

Catalog # Description

Polyvalent Antisera

57411	<i>E. coli</i> I Nonavalent (mixture of Trivalent I + II + III), 3 mL
57331	<i>E. coli</i> Trivalent I (0111 + 055 + 026), 3 mL
57341	<i>E. coli</i> Trivalent II (086 + 0119 + 0127), 3 mL
57351	<i>E. coli</i> Trivalent III (0125 + 0126 + 0128), 3 mL
57361	<i>E. coli</i> Trivalent IV (0114 + 0124 + 0142), 3 mL

Monovalent Antisera

57241	<i>E. coli</i> (0111), 3 mL
57221	<i>E. coli</i> (055), 3 mL
57211	<i>E. coli</i> (026), 3 mL
57231	<i>E. coli</i> (086), 3 mL
57251	<i>E. coli</i> (0119), 3 mL
57281	<i>E. coli</i> (0127), 3 mL
57261	<i>E. coli</i> (0125), 3 mL
57271	<i>E. coli</i> (0126), 3 mL
57291	<i>E. coli</i> (0128), 3 mL
57201	<i>E. coli</i> (0124), 3 mL
57301	<i>E. coli</i> (0114), 3 mL
57311	<i>E. coli</i> (0142), 3 mL

Pseudomonas aeruginosa

Antisera used for serological identification of cultures of *Pseudomonas aeruginosa* for epidemiological purposes using a qualitative slide agglutination method.

Ordering Information

Catalog # Description

Polyvalent Antisera

58922	PMA = P1 + P3 + P4 + P6, 3 mL
58932	PME = P2 + P15 + P1 + P16, 3 mL
58942	PMC = P9 + P10 + P13 + P14, 3 mL
58952	PMF = P11 + P12 + P7 + P8, 3 mL

Monovalent Antisera

58901	P1, 3 mL
58902	P2, 3 mL
58903	P3, 3 mL
58904	P4, 3 mL
58905	P5, 3 mL
58906	P6, 3 mL
58907	P7, 3 mL
58908	P8, 3 mL
58909	P9, 3 mL
58910	P10, 3 mL
58911	P11, 3 mL
58912	P12, 3 mL
58913	P13, 3 mL
58914	P14, 3 mL
58915	P15, 3 mL
58916	P16, 3 mL



Shigella

Antisera for the serological identification of cultures of *Shigella* by the slide agglutination method for epidemiological purposes.



Ordering Information

Catalog #	Description
57183	Polyvalent Anti-S. boydii: C1 (1, 2, 3, 4) + C2 (8, 10, 14) + C3 (5, 7, 9, 11, 15), 3 x 2 mL
57182	Polyvalent Anti-S. dysenteriae: A1 (1, 3, 4, 5, 6) + A2 (2, 7, 8), 2 x 2 mL
57151	Polyvalent Anti-S. flexneri: B (agglutinates the six Serotypes + X and Y), 2 mL
57171	Polyvalent Anti-S. sonnei: D (agglutinates the two Phases of <i>S. sonnei</i>), 2 mL
57161	Monovalent Anti-S. dysenteriae 1, 2 mL

Salmonella

Salmonella antisera are designed for serological identification of cultures of organisms belonging to the genus *Salmonella* according to the Kauffmann-White classification for epidemiological purposes using a qualitative slide agglutination method.

Ordering Information

Catalog #	Description
Polyvalent O Antisera	
60781	OMNI-O (Group A to 60), 3 mL
60801	OMA: Group A, B, D, E, L (1, 2, 12 + 4, 5, 12 + 9, 12 + 9, 46 + 3, 10 + 3, 15 + 1, 3, 19 + 21), 3 mL
60811	OMB: Group C, F, G, H (6, 7 + 6, 8 + 11 + 13, 22 + 13, 23 + 6, 14, 24 + 8, 20), 3 mL
60821	OMC: Group I, J, K, M, N, O, P (16 + 17 + 18 + 28 + 30 + 35 + 38), 3 mL
60831	OMD: Group Q, R, S, T, U, V, W (39 + 40 + 41 + 42 + 43 + 44 + 45), 3 mL
60841	OME: Group X, Y, Z, 51 to 53, 61 (47 + 48 + 50 + 51 + 52 + 53 + 61), 3 mL
60851	OMF: Group 0:54 to 0:59 (54 + 55 + 56 + 57 + 58 + 59), 3 mL
60861	OMG: Group 0:60 to 0:67 (60 + 62 + 63 + 65 + 66 + 67), 3 mL

Polyvalent H Antisera

60451	HMA (a + b + c + d + i + z10 + z29), 3 mL
60461	HMB (e, h + e, n, x + e, n, z15 + G), 3 mL
60471	HMC (k + y + L + Z4 + r), 3 mL
60481	HMD (z35 + z36 + z38 + z39 + z41 + z42 + z44 + z60), 3 mL
60493	HM III (z52 + z53 + z54 + z55 + z57 + z61), 3 mL
60401	H1 (1, 2 + 1, 5 + 1, 6 + 1, 7 + z6), 3 mL
60411	HL (l, v+l, w+l, z13 + l, z28 + l, z40), 3 mL
60391	HE (e, h + e, n, x + e, n, z15), 3 mL
60431	HZ4 (z4, z23 + z4, z24 + z4, z32), 3 mL
60441	HG (f, g + g, p + g, m, s + g, m + m, t), 3 mL





Ordering Information

Catalog # Description

Monovalent O Antisera

59031	O:1, 2, 3 mL
59021	O:4, 5, 3 mL
59062	O:6, 7, 8, 3 mL
59081	O:7, 3 mL
59091	O:8, 3 mL
59101	O:9, 3 mL
59112	O:3, 10, 15, 3 mL
59127	O:15, 3 mL
59131	O:1, 3, 19, 3 mL
59141	O:11, 3 mL
59162	O:13, 22, 23, 3 mL
59171	O:6, 14, 24, 3 mL
60951	Vi Antiserum, 3 mL

Monovalent H Antisera

60111	H:a, 3 mL
60121	H:b, 3 mL
60131	H:c, 3 mL
60141	H:d, 3 mL
61121	H:g,m, 3 mL
61122	H:g,p, 3 mL
61119	H:h, 3 mL
60161	H:i, 3 mL
60171	H:k, 3 mL
61117	H:m, 3 mL
61118	H:p, 3 mL
60201	H:r, 3 mL
61115	H:v, 3 mL
61116	H:w, 3 mL
61123	H:x, 3 mL
60211	H:y, 3 mL
60221	H:z, 3 mL
60241	H:z10, 3 mL
61111	H:2, 3 mL
61112	H:5, 3 mL
61113	H:6, 3 mL
61114	H:7, 3 mL

Salmonella: Phase Inversion H Antisera (Sven Gard Method)

61011 SG1	(a + b + c + z10), 3 mL
61021 SG2	(d + i + e, h), 3 mL
61031 SG3	(k + y + l, v + l, w + l, z13 + l, z28), 3 mL
61041 SG4	(r + z), 3 mL
61051 SG5	(e, n, x + e, n, z15), 3 mL
61061 SG6	(1, 2 + 1, 5 + 1, 6 + 1, 7 + z6), 3 mL
53430	Sven Gard Agar, 25 tubes x 25 mL

Salmonella Typhi and Paratyphi A, B, C

Polyvalent antisera T, A, B, C, Vi for presumptive serological identification of the *Salmonella* strains most commonly isolated from blood cultures.

61261	Salmonella Typhi and Paratyphi A, B, C, 5 x 3 mL
-------	--



Neisseria Y + W135 + 29E

Neisseria Y + W135 + 29E

Freeze-dried antisera designed for the serological identification of cultures of *N. meningitidis* by the slide agglutination method for epidemiological purposes.



Ordering Information

Catalog #	Description
58704	Neisseria Y + W135 + 29E , 3 x 2 mL

Yersinia

Yersinia O:3 and Yersinia O:9

Antisera designed for the serological identification of cultures of *Y. enterocolitica* (O:3 and O:9) by the slide agglutination method for epidemiological purposes.



Ordering Information

Catalog #	Description
63501	Yersinia O:3 , 2 mL
63502	Yersinia O:9 , 2 mL

Vibrio cholerae

Vibrio cholerae O1

Antiserum designed for the serological identification of cultures of *Vibrio cholerae* O1 by the slide agglutination method for epidemiological purposes.



Ordering Information

Catalog #	Description
57142	Vibrio cholerae O1 , 1 mL

Latex Agglutination Tests



Bio-Rad offers a reliable range of CE-marked latex agglutination kits to manage the detection and identification of bacterial strains responsible for meningitis, the grouping of streptococci strains according to the Lancefield classification, and the accurate and simple identification of *Staphylococcus aureus* strains.

The Pastorex range have common benefits:

- Easy protocol of use: basic technician skills and equipment required
- Friendly technical handling: each latex dropper bottle is identified with a color-coded cap
- Clear single-eye reading: highly contrasted colored latex particles
- Robust reactions: metallic droppers ensure the delivery of calibrated drops of latex reagents
- Complete kits format: latex dropper bottles, control reagent(s), Agglutination Cards, and sticks
- Flexible offer: latex dropper bottles, control reagents, and cards, available individually

Staphylococcus aureus Identification


Pastorex Staph-Plus

Manual qualitative agglutination test intended for the identification of *Staphylococcus aureus* from suspected staphylococci colonies obtained on agar culture plates.

Aids in the diagnosis of any patient suffering from wounds or respiratory tract infection, healthcare-associated bacteremia, and nosocomial pneumoniae.

Allows for the simultaneous detection of fibrinogen affinity (clumping factor), protein A, and capsular polysaccharides of *Staphylococcus aureus*.

- Rapid and accurate identification of all *S. aureus* strains, including highly encapsulated *S. aureus* and MRSA strains
- High sensitivity: direct assay from only a single colony
- Compatible testing with MRSASelect II and SaSelect chromogenic agar facilitates accreditation
- Safe: does not contain sodium azide or thimerosal



Contact your Bio-Rad representative to get the Pastorex Range brochure (16037)



Ordering Information

Catalog #	Description
56356	Pastorex Staph-Plus , 50 tests
56353	Pastorex Staph-Plus , 5 x 50 tests
61723	Agglutination Cards (8 background circles on white background) , 3 x 15 cards

Related Products: MRSASelect II, SaSelect.

Streptococci Grouping


Pastorex Strep

A family of manual qualitative agglutination tests intended for grouping streptococci according to the Lancefield classification (A, B, C, D, F, and G groups), from suspected streptococci colonies obtained on agar culture plates.

Aids in the diagnosis of any patient suffering from oral, genital, or intestinal diseases such as pharyngitis, skin infections, puerperal sepsis or neonatal infections.

Identification of group-specific antigens by homologous antisera requires a prior enzymatic extraction.

- Allows for the identification of Group D streptococci (enterococci), responsible for urinary tract infections and endocarditis
- Highly contrasted clump observation based on a unique bichromatic agglutination: red clumps on a green background
- Compatible testing from StrepBSelect chromogenic agar, by a direct grouping procedure from a single colony, facilitates accreditation
- Safe: does not contain sodium azide or thimerosal



Contact your Bio-Rad representative to get the Pastorex Range brochure (16037)



Ordering Information

Catalog #	Description
61721	Pastorex Strep , 60 tests
61726	Pastorex Strep A Latex , 60 tests
61727	Pastorex Strep B Latex , 60 tests
61732	Pastorex Strep C Latex , 60 tests
61728	Pastorex Strep D Latex , 60 tests
61733	Pastorex Strep F Latex , 60 tests
61734	Pastorex Strep G Latex , 60 tests
61729	Pastorex Strep Extraction Enzyme , 2 bottles of 30 tests
61723	Agglutination Cards (8 background circles on white background) , 3 x 15 cards

Related Product: *StrepBSelect*.



Bacterial Meningitis Identification

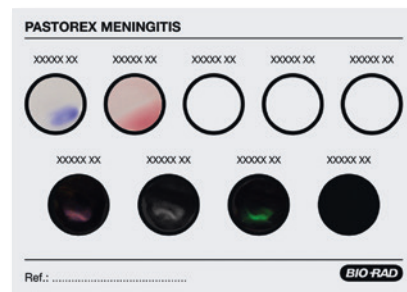
Pastorex Meningitis

Manual qualitative agglutination test intended for the rapid diagnosis of bacterial meningitis in suspected patients with clinical symptoms such as fever, headache, neck stiffness, altered consciousness or other meningeal signs.

Aids in the diagnosis of bacterial meningitis by the detection of soluble antigens to *Neisseria meningitidis* groups A, B/E. *coli* K1, C, Y/W135, *Haemophilus influenzae* type b, *Streptococcus pneumoniae* and group B *Streptococcus* in cerebrospinal fluid.

Diagnose bacterial meningitis by identification of these bacterial strains (excepted *Nm* group Y/W135) from suspected colonies isolated on agar culture media.

- Accurate epidemiology to align with the WHO strategy of prevention and outbreak control
- Allows for prompt and appropriate vaccination initiation in cases of outbreaks (especially with the distinctive detection of *N. meningitidis* A and *N. meningitidis* C)
- Single kit for several uses
- Quick User Guide available for easy benchtop practices
- Safe: does not contain sodium azide or thimerosal



Contact your Bio-Rad representative to get the Pastorex Range brochure (16037)



Contact your Bio-Rad representative to get the Pastorex Meningitis quick guide (PF348)



Ordering Information

Catalog #	Description
61607	Pastorex Meningitis, 25 tests
61608	Pastorex Meningitis, <i>N. meningitidis</i> A Latex, 25 tests
61610	Pastorex Meningitis, <i>N. meningitidis</i> C Latex, 25 tests
61611	Pastorex Meningitis, <i>N. meningitidis</i> B/E. <i>coli</i> K1 Latex, 25 tests
61613	Pastorex Meningitis, <i>Streptococcus</i> B Latex, 25 tests
61614	Pastorex Meningitis, <i>Streptococcus pneumoniae</i> Latex, 25 tests
61616	Pastorex Meningitis, <i>H. influenzae</i> b Latex, 25 tests
61618	Pastorex Meningitis, Control Reagents, 2 x 25 tests



Urogenital Mycoplasma Culture, Identification, Titration, and Susceptibility Testing



Bio-Rad offers a complete line of products for the isolation, identification, titration, and susceptibility testing of urogenital mycoplasmas.

Collection, Transport and Storage

Suspension-Transport Medium

Liquid medium for the suspension, transport, and storage of specimens (additional vials for use with the Bio-Rad Mycoplasma Duo Kit #62740).



Ordering Information

Catalog #	Description
62739	Mycoplasma Duo Suspension Medium , 40 vials x 2 mL

Detection

Arginine Broth

Freeze-dried medium for *Mycoplasma hominis* (inoculum for the Bio-Rad S.I.R. Mycoplasma Kit (#62781*)).

U₉ Broth

Freeze-dried urea broth medium for the growth of *Ureaplasma* spp. which can be used to:

- Detect, identify, and titrate genito-urinary *Mycoplasma* spp. (serial tube or microplate dilution method)
- Prepare the inoculum for susceptibility testing in liquid medium with the Bio-Rad S.I.R. Mycoplasma Kit (#62781*)



Ordering Information

Catalog #	Description
62763*	Arginine Broth , 10 ampoules x 2 mL
62762*	U9 Broth , 10 ampoules x 2 mL

* Non CE-Marked.

Identification and Titration

Mycoplasma Duo Kit

Complete kit for the culture, identification, and differential titration of *Ureaplasma* spp. (*U. urealyticum* and *U. parvum*) and *Mycoplasma hominis* within 24 to 48 hours.

The test consists of a 6-well microplate containing dehydrated mycoplasma culture medium enriched with specific substrates (urea and arginine) for the identification of *Ureaplasma* spp. and *M. hominis*. The titration is based on serial dilutions of U₉ and Arginine Broths, in accordance with the reference method. A dedicated well, "X," in the microplate is designed for the preparation of a standardized inoculum for further antibiotic susceptibility testing (Bio-Rad S.I.R. Mycoplasma Kit).

- Specific identification of the main mycoplasmas involved in genital diseases
- Allows you to rapidly rule out the implication of mycoplasmas in case of a negative result
- Samples can be stored in the suspension-transport media for two days at ambient temperature before microplate inoculation
- Basic laboratory equipment and basic technician skills required
- Simplified reading method ensures accurate interpretation of results



Ordering Information

Catalog #	Description
62740	Mycoplasma Duo Kit , 20 tests

Susceptibility Testing

S.I.R. Mycoplasma Kit

16-well microplates for antibiotic susceptibility testing of urogenital mycoplasmas.

- Testing is only performed if the specimen is positive for urogenital mycoplasmas to prevent unnecessary testing of negative samples
- If a specimen is positive with a mix of *Ureaplasma* spp. and *M. hominis*, separate ASTs can be performed with reliable results
- Standardized inoculum from the Mycoplasma Duo "X" well allows for reliable performances



Ordering Information

Catalog #	Description
62781*	S.I.R. Mycoplasma Kit , 10 tests

* Non CE-Marked.

Antimicrobial Susceptibility Testing (AST)



Providing Expertise for the Right Treatment

Bio-Rad has acquired solid experience in susceptibility testing, offering a complete line of products for diffusion method, including:

- The highest quality Mueller-Hinton Agar media for disks diffusion susceptibility testing
- An extensive range of about 100 antibiotic disks used for semi-quantitative, in vitro susceptibility testing compliant with EUCAST, CLSI and CA-SFM/EUCAST
- Disk dispensers to accurately place Bio-Rad AST disks onto culture media
- ADAGIO System dedicated to antibiotic disks or MIC strip diffusion plates for reading and interpretation

CLSI: Clinical and Laboratory Standard Institute

EUCAST: European Committee on Antimicrobial Susceptibility Testing



Start a conversation



Contact your Bio-Rad representative to get the AST Range folder (PF340)

AST Culture Media

EUCAST, CA-SFM/EUCAST & CLSI Compliant

Mueller-Hinton (MH) Agar

Standardized medium for antimicrobial disk diffusion methods.

The composition of Mueller-Hinton agar is standardized with thymidine and cation concentrations of calcium, magnesium, manganese, and zinc to obtain reliable antimicrobial susceptibility results. Magnesium and calcium cations are known to affect the results obtained (diameters and minimum inhibitory concentrations or MIC) for *Pseudomonas aeruginosa* with aminoglycosides and for *Staphylococcus* spp. with tetracycline. Excess of manganese and zinc lead to false resistant interpretations respectively with glycylicyclines and carbapenems. Last, the low concentration of thymidine decreases regrowth phenomena around trimethoprim-sulfamethoxazole and trimethoprim disks.

- Formulation conforms with EUCAST, CA-SFM/EUCAST and/or CLSI recommendations
- Manufacturing in accordance with WHO standard
- Plates with perfectly flat surfaces to deliver AST disks
- Thickness of 4 ± 0.5 mm in accordance with the ISO 16782 and the Quality control criteria published in the current EUCAST, CA-SFM/EUCAST guidelines

Ordering Information

Catalog #	Description
63824	Mueller-Hinton (MH) Agar , 20 plates of 90 mm
63829*	Mueller-Hinton (MH) Agar , 100 plates of 90 mm
63901	Mueller-Hinton (MH) Agar , 10 square plates of 120 mm
64884	Mueller-Hinton (MH) Agar , 500 g
64888	Mueller-Hinton (MH) Agar , 5 kg

* Special ordering available upon request.

Related Products: *AST Disks, AST Dispenser, ADAGIO.*



EUCAST, CA-SFM/EUCAST Compliant



Mueller-Hinton-F (MHF) Agar

Standardized medium supplemented with 5% mechanically defibrinated horse blood and 20 mg/L β -NAD, used by the EUCAST and CA-SFM/EUCAST for testing the antimicrobial susceptibility of *Streptococcus* spp. (including *S. pneumoniae*), *Haemophilus* spp., *Moraxella catarrhalis*, *Listeria monocytogenes*, *Campylobacter* spp., *Pasteurella multocida*, *Corynebacterium* spp., *Aerococcus* spp. and *Kingella* spp.

- Formulation conforms with EUCAST and CA-SFM/EUCAST recommendations
- Manufacturing in accordance with WHO standard
- Thickness of 4 ± 0.5 mm in accordance with the ISO 16782 and the Quality control criteria published in the current EUCAST, CA-SFM/EUCAST guidelines
- Perfectly flat surfaces to deliver AST disks



Ordering Information

Catalog #	Description
63524	Mueller-Hinton-F (MHF) Agar , 20 plates of 90 mm
63525	Mueller-Hinton-F (MHF) Agar , 10 square plates of 120 mm

Related Products: [AST Disks](#), [AST Dispenser](#), [ADAGIO](#).

CLSI Compliant

Mueller-Hinton Agar + Sheep Blood (MHB)

Standardized medium supplemented with 5% sheep blood used by the CLSI for testing the antimicrobial susceptibility of fastidious species: *Streptococcus* spp. (including *S. pneumoniae*), *Campylobacter jejuni* and *Campylobacter coli*, *Neisseria meningitidis* and *Pasteurella* spp.

- Formulation conforms with CLSI recommendations
- Manufacturing in accordance with WHO standard
- Thickness of 4 ± 0.5 mm in accordance with the ISO 16782 and the Quality control criteria published in the current CLSI guidelines
- Perfectly flat surfaces to deliver AST disks



Ordering Information

Catalog #	Description
63825	Mueller-Hinton Agar + Sheep Blood (MHB) , 20 plates of 90 mm
63902	Mueller-Hinton Agar + Sheep Blood (MHB) , 10 square plates of 120 mm

Related Products: [AST Disks](#), [AST Dispenser](#), [ADAGIO](#).

AST Disks



Bio-Rad offers the most comprehensive line of antimicrobial susceptibility disks for semi-quantitative *in vitro* susceptibility testing of previously isolated pure cultures of microorganisms.



[Start a conversation](#)

EUCAST, CLSI & CA-SFM/EUCAST Compliant

Antibiotic Disks

Antibiotic disk used as a semi-quantitative test to determine the *in vitro* clinical susceptibility category of a bacterial strain to the antimicrobial agent.

- All our antibiotic disks are stored at 2-8°C
- To ensure anhydrous conditions before and during cartridge use, cartridges are packed in containers containing silica gel
- For convenience, the antibiotic code is printed on both sides of each disk
- AST plate interpretation is simplified with color-coded antibiotic labels identifying each antibiotic family

Combined Antibiotic Disks

Third-generation cephalosporin + clavulanic acid disks used as a semi-quantitative test for detecting Enterobacterales strains with an extended-spectrum β -lactamase (ESBL) resistance phenotype.



Ordering Information

Catalog #	Description
	Antibiotic Disks , 4 x 50 disks
	Combined Antibiotic Disks , 4 x 50 disks

Related Products: AST Culture Media, AST Disks Dispensers, ADAGIO, β LACTA and β CARBA tests.

CLSI: Clinical and Laboratory Standards Institute

EUCAST: European Committee on Antimicrobial Susceptibility Testing

CA-SFM: Comité de l'Antibiogramme - Society of French Microbiology

Antibiotic Disk Categories

(color-coding designations for the AST list)

- green: β Lactams
- pink: Macrolides
- black: Aminoglycosides
- brown: Fluoroquinolones
- orange: Cyclines
- blue: Other antibiotics
- red: High load

Antibiotic Disks



Catalog #	Antibiotic	Disk Content	Symbol	CLSI	EUCAST	CA-SFM/EUCAST
66148	Amikacin	30 µg	AKN 30	■	■	■
68042	Amoxicillin	20 µg	AMO 20			■
66680	Amoxicillin + Clavulanic acid	2 + 1 µg	AUG 3		■	■
66178		20 + 10 µg	AMC 30	■	■	■
67288	Ampicillin	2 µg	API 2		■	■
66128		10 µg	AMP 10	■	■	■
67018	Ampicillin + Sulbactam	10 + 10 µg	SAM 20	■	■	■
67008	Azithromycin	15 µg	AZM 15	■		
66928	Aztreonam	30 µg	ATM 30	■	■	■
67788	Benzylpenicillin	1 IU	PNG 1		■	■
66198	Carbenicillin	100 µg	CRB 100	■		
67498	Cefaclor	30 µg	CEC 30	■		
66208	Cefalexin	30 µg	CXN 30		■	■
66258	Cefazolin	30 µg	CZN 30	■		
66098	Cefepime	30 µg	FEP 30	■	■	■
67588	Cefixime	5 µg	FIX 5	■	■	■
67618	Cefoperazone	75 µg	CFP 75	■		
66734*	Cefoperazone + Sulbactam	75 + 30 µg	SCF 105			
67718	Cefotaxime	5 µg	COX 5		■	■
66368		30 µg	CTX 30	■		
66228	Cefoxitin	30 µg	FOX 30	■	■	■
66918	Cefpodoxime	10 µg	CPD 10	■	■	■
68658	Ceftaroline	5 µg	CPN 5		■	■
67298	Ceftazidime	10 µg	CZD 10		■	■
66308		30 µg	CAZ 30	■		
12008071	Ceftazidime + Avibactam	10 + 4 µg	CZA 14		■	■
12012124		30 + 20 µg	CTA 50	■		
67638	Ceftibuten	30 µg	CTB 30	■	■	■
68039	Ceftobiprole	5 µg	BPR 5	■	■	■
68040	Ceftolozane + Tazobactam	30 + 10 µg	CLT 40	■	■	■
66188	Ceftriaxone	30 µg	CRO 30	■	■	■
66358	Cefuroxime	30 µg	CXM 30	■	■	■
66218	Cephalotin	30 µg	CEF 30	■		
66278	Chloramphenicol	30 µg	CHL 30	■	■	■
68648	Ciprofloxacin	5 µg	CIP 5	■	■	■
67058	Clarithromycin	15 µg	CLR 15	■		
66328	Clindamycin	2 µg	CMN 2	■	■	■
67268	Colistin	10 µg	COL 10	■		
66388	Doxycycline	30 µg	DOX 30	■		
67518	Ertapenem	10 µg	ETP 10		■	■
66448	Erythromycin	15 µg	ERY 15	■	■	■
67658	Fosfomycin	200 µg	FOS 200	■	■	■
66518	Fusidic acid	10 µg	FAD 10	■	■	■

* Non CE-Marked.

Catalog #	Antibiotic	Disk Content	Symbol	CLSI	EUCAST	CA-SFM/EUCAST
66608	Gentamicin	10 µg	GMN 10			
67318		30 µg	GME 30			
67598		120 µg	HLG 120			
66568	Imipenem	10 µg	IPM 10			
66618	Kanamycin	30 µg	KMN 30			
66858	Levofloxacin	5 µg	LVX 5			
67878	Linezolid	10 µg	LIN 10			
67388		30 µg	LZD 30			
66768	Mecillinam	10 µg	MEC 10			
67048	Meropenem	10 µg	MEM 10			
12016866	Metronidazole	5 µg	MTA 5			
66728	Minocycline	30 µg	MNO 30			
67098	Moxifloxacin	5 µg	MXF 5			
67078	Mupirocin	200 µg	PUM 200			
68618	Nalidixic acid	30 µg	NAL 30			
67798	Netilmicin	10 µg	NTM 10			
66758		30 µg	NET 30			
67328	Nitrofurantoin	100 µg	NFE 100			
68678		300 µg	FTN 300			
12007959	Nitroxolin	30 µg	NIR 30			
66338	Norfloxacin	10 µg	NXN 10			
68938	Ofloxacin	5 µg	OFX 5			
66888	Oxacillin	1 µg	OXC 1			
68228	Pefloxacin	5 µg	PEF 5			
67218	Penicillin	6 µg (10 IU)	PEN 6			
68478	Piperacillin	30 µg	PIL 30			
67228		100 µg	PIR 100			
67338	Piperacillin + Tazobactam	30 + 6 µg	PTZ 36			
67238		100 + 10 µg	TZP 110			
67278	Pristinamycin	15 µg	PTN 15			
67528	Quinupristin - Dalfopristin	15 µg	QDF 15			
66648	Rifampicin	5 µg	RIF 5			
68798	Spectinomycin	100 µg	SPT 100			
67418	Streptomycin	10 µg	SMN 10			
67608		300 µg	HLS 300			
67578	Sulfonamides	300 µg	SSS 300			
68948	Teicoplanin	30 µg	TEC 30			
66068	Temocillin	30 µg	TEM 30			
67448	Tetracycline	30 µg	TET 30			
67458	Ticarcillin	75 µg	TIC 75			
67468	Ticarcillin + Clavulanic acid	75 + 10 µg	TCC 85			
67398	Tigecycline	15 µg	TGC 15			
67488	Tobramycin	10 µg	TMN 10			
68888	Trimethoprim	5 µg	TMP 5			
68898	Trimethoprim + Sulfamethoxazole	1.25 + 23.75 µg	SXT 25			
67828	Vancomycin	5 µg	VNC 5			
68928		30 µg	VAN 30			



Combined Antibiotic Disks*



Catalog #	Antibiotic	Disk Content	Symbol	CLSI	EUCAST	CA-SFM/EUCAST
12012199	Ceftazidime + Clavulanic acid	30 + 10 µg	CCA 40	■	■	■
12010680		10 + 10 µg	CCZ 20		■	■
12012125	Cefotaxime + Clavulanic acid	30 + 10 µg	CCT 40	■	■	■
12010679		5 + 10 µg	CCO 15		■	■
12012123	Cefepime + Clavulanic acid	30 + 10 µg	CFE 40	■	■	■

* Antibiotic disks for the detection of Enterobacterales strains with an extended-spectrum β-lactamase (ESBL) resistance phenotype.

Non Impregnated Paper Disks

Non impregnated paper disks provided in bag, or in cartridges.

Ordering Information

Catalog #	Description
66100	Non Impregnated Paper Disks, 1,000 disks
66101	Non Impregnated Paper Disks, 4 x 50 disks

Related Products: AST Culture Media, AST Disks Dispensers, ADAGIO, β LACTA and β CARBA tests.

AST Disks for Veterinary Laboratory Use



CLSI-VET & CASFM-VET Compliant

AST Disks for Veterinary Laboratory Use

Antibiotic disks used to perform semi-quantitative antimicrobial susceptibility testing using the disk diffusion method.



Ordering Information

Catalog # Description
AST Disks for Veterinary Laboratory Use, 4 x 50 disks

Related Products: AST Culture Media, AST Disks Dispensers, ADAGIO, β LACTA and β CARBA tests.

Catalog #	Antibiotic	Disk Content	Symbol	CLSI-VET	CASFM-VET
12017551	Cefoperazone	30 µg	CPZ 30	■	■
3566658	Ceftiofur	30 µg	XNL	■	■
3567508	Enrofloxacin	5 µg	ENR	■	■
12017543	Gentamicin	15 µg	GMI 15		■
12017498	Gentamicin	500 µg	GEN 500		■
12017553	Kanamycin	1000 µg	KAN 1		■
12017508	Lincomycin	15 µg	LCN 15		■
3567628	Marbofloxacin	5 µg	MAR	■	■
12017497	Neomycin	30 IU	NEO 30	■	■
12017552	Oxacillin	5 µg	OXA 5		■
12017542	Spiramycin	100 µg	SPN 100		■
12017541	Streptomycin	500 µg	STR500		■
12017490	Sulfonamides	200 µg	SUL 200	■	■
66092	Tilmicosin	15 µg	TMS15	■	■
66316	Tylosin	30 µg	TYL30	■	■

AST Disk Dispenser



Contact your Bio-Rad representative to get the Disk Dispenser brochure (16348)

EUCAST, CLSI & CA-SFM/EUCAST Compliant

7-Disk Dispenser

7-Disk Dispenser designed for 90 or 100 mm round plates.

12/16-Disk Dispenser

12/16-Disk Dispenser designed for 150 mm round plates (12 disks) or 120 mm square plates (16 disks).

- Match the different volumes of media in plates without any height adjustment
- Avoid plate-to-plate contamination with the unused position's stopper tool
- Adapter ring centers each agar plate as antibiotic disks are dispensed
- Ensure the correct antibiotic diffusion into the agar by dispensing and tamping disks onto the surface

Colored Desiccant Capsule

Desiccant capsule to add to the dispenser storage box.

- Protects against antibiotic disk moisture and ensures appropriate anhydrous conditions when the dispenser is kept at 2-8°C

Adhesive labels with Bio-Rad disk abbreviations

Adhesive labels for each Bio-Rad antibiotic disk with a dedicated code and antibiotic family color.

- Ensures the correct positioning of antibiotic cartridges into the disk dispenser



Ordering Information

Catalog #	Description
50294	7-Disk Dispenser , 1 unit
50295	12/16-Disk Dispenser , 1 unit
50291	Colored Desiccant Capsule , 6 units
50292	Adhesive labels with Bio-Rad disk abbreviations , 20 sheets

Related Products: AST Disk, ADAGIO, AST Culture Media.

Resistance to 3rd Generation Cephalosporins



β LACTA Test

Test for the detection of *Enterobacteriaceae* with decreased susceptibility to third-generation cephalosporins, based on the cleavage of chromogenic substrate.

- Rapid and easy-to-use kit: time-to-results in less than 15 min
- Easy to implement at the bench and easy to read and interpret
- Validated with bacterial pellet from urine or positive blood culture or with bacterial colonies
- β LACTA gives the first useful information for implementing an infection control procedure and antibiotic treatment



Contact your Bio-Rad representative to get the β LACTA & β CARBA Tests brochure (16057)



β LACTA video



Ordering Information

Catalog #	Description
68250	β LACTA Test, 50 tests

Related Product: UriSelect4, Blood Agar Media.

Detection of Carbapenemase

β CARBA Test

Colorimetric test for the detection of *Enterobacteriaceae* with decreased susceptibility to carbapenems due to the production of carbapenemases.

- Easy-to-use kit: only 3 steps and time-to-results in less than 30 min
- Easy to implement at the bench and easy to read and interpret
- β CARBA gives the first useful information for implementing an infection control procedure and antibiotic treatment
- Validated with isolated colonies from UriSelect4, Blood Agar Media, etc.



Contact your Bio-Rad representative to get the β LACTA & β CARBA Tests brochure (16057)



β CARBA video



Ordering Information

Catalog #	Description
68260	β CARBA Test, 25 tests

Related Product: UriSelect4, Blood Agar Media.

Strain Storage and Shipment



Stock Culture Agar

Non-selective medium used for the storage of isolated non-fastidious bacterial strains (such as Enterobacterales, *Pseudomonadaceae*, *Acinetobacter*, staphylococci and streptococci).

- Ready-to-use format
- Inoculated tubes can be stored at 18-30°C for up to 2 years.
- Convenient for epidemiology studies, strains transport and re-expertise
- Suitable with Bio-Rad Packaging for Transportation of Infectious Substances
- No specific lab equipment required



Ordering Information

Catalog #	Description
63683	Stock Culture Agar , 50 tubes of 3 mL

Related Product: *Packaging for Transport of Infectious Substances.*

Packaging for Transport of Infectious Substances

Packaging designed for the transportation of infectious substances in Category A.

- Suitable for the Bio-Rad Stock Culture agar tubes, any other types of tubes, and 90 mm Petri dishes
- Complies with the UN 2814 standard

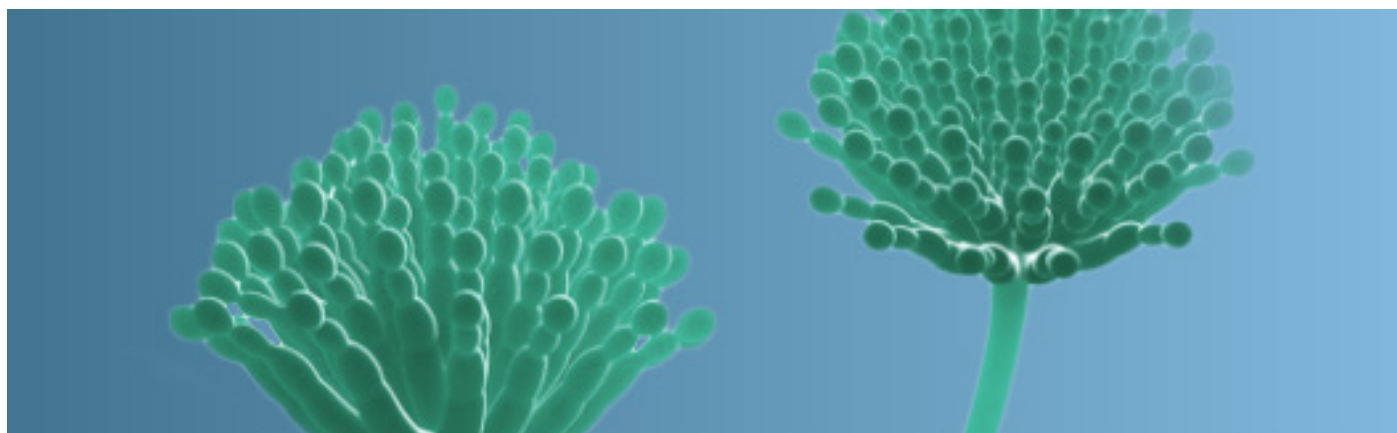


Ordering Information

Catalog #	Description
50132	Packaging for Transport of Infectious Substances , 1 unit

Related Product: *Stock Culture Agar.*





Mycology

From more than 20 years, Bio-Rad has supported every step of your mycology testing challenges.

Regardless the type of fungal infection to be detected or diagnosed, Bio-Rad offers a comprehensive solution and its expertise.

Disclaimer: Bio-Rad products and services in this document may be for sale or available only in certain countries.
Please consult your local Bio-Rad representative for full details on the availability of our products and services in your region.

Serological Diagnosis for Invasive Mycology



Sharing Expertise to Save Lives

Bio-Rad offers an unique range of serological immunoassay reagents for detecting antigens of *Candida*, *Aspergillus*, and *Cryptococcus neoformans* as well as antibodies using standardized antigens of *Candida* and *Aspergillus*.

Our EIA microplate-based assays for mycology testing can be performed using manual, semi-automated, or fully-automated instrument systems including our [EVOLIS Systems](#).

- **Make Effective, Timely Decisions:** Bio-Rad assays are designed for quick time-to-results, because when invasive fungal infections spread, time matters for patients
- **Be Confident:** Galactomannan and mannan biomarkers are recommended in international guidelines for the detection of invasive aspergillosis and invasive candidiasis, respectively
- **Join the Leaders:** We've expanded our mycology product portfolio and expertise! Today, our Platelia *Aspergillus* Ag assay is broadly used by mycology experts around the world



[Start a conversation](#)



[Contact your Bio-Rad sales representative to get the Mycosis Pathogens poster \(16393\)](#)

Aspergillosis

Platelia *Aspergillus* Ag

Semi-quantitative immunoenzymatic sandwich microplate assay for the detection of *Aspergillus* galactomannan antigen in adult and pediatric serum specimens and bronchoalveolar lavage (BAL) fluid specimens.

When used in conjunction with other diagnostic procedures (such as microbiological culture, histological examination of biopsy specimens and radiographic evidence), the Platelia *Aspergillus* Ag test can be used as an aid in the diagnosis of invasive aspergillosis, notably for neutropenic patients or patients treated with immunosuppressants and corticosteroids.

The Platelia *Aspergillus* Ag test can also be used as an aid to monitor antifungal treatment efficacy based on galactomannan index evolution.

- **Rapid and reliable:** unique and high-performance tool for galactomannan antigen detection enabling physicians to screen, monitor and diagnose invasive aspergillosis and rapidly provide the antifungal treatment patients need
- **Brings peace of mind:** semi-quantitative results to monitor the course of the infection
- **Join the leaders:** galactomannan antigen is among the mycological criteria defined by the EORTC/MSG consensus group
- **Convenient:** non-invasive procedure performed in serum that allows twice-weekly screening for at-risk patients
- Can be used manually or on automated microplate systems



[Platelia *Aspergillus* Ag Assay brochure \(16043\)](#)



[Listed on the following regulatory certifications: CE, FDA, CFDA, TGA, PMDA, ANVISA, TFDA, Health Canada, COFEPRIS](#)



[Watch the video to learn more about the full range of Bio-Rad mycology testing solutions](#)



[Start a conversation](#)



[Check out our featured webinars on Aspergillosis](#)

NEW



Ordering Information

Catalog #	Description
62794	Platelia <i>Aspergillus</i> Ag, 96 tests

Related Products: [Platelia *Aspergillus* Proficiency Panel](#), [Automated microplate systems](#), [EVOLIS System](#), [EVOLIS Twin Plus System](#), [PR 4100](#), [PW 40](#), [IPS](#).

Platelia *Aspergillus* Proficiency Panel

Six-member panel for EQAS control for Platelia *Aspergillus* Ag (3 x 6 tests).

- **Brings peace of mind:** checks if the Platelia *Aspergillus* Ag assay is correctly handled by using this proficiency panel

Ordering Information

Catalog #	Description
62792	Platelia <i>Aspergillus</i> Proficiency Panel, 3 x 6 tests

Related Product: [Platelia *Aspergillus* Ag](#).



Platelia *Aspergillus* IgG

2-phase indirect microplate immuno-enzymatic technique used to detect IgG anti-*Aspergillus* antibodies in human serum or plasma.

This assay is an aid for the diagnosis of patients at risk for Allergic Broncho-Pulmonary Aspergillosis and Chronic Pulmonary Aspergillosis.

It can also be used to monitor IgG concentration for ABPA and CPA at-risk patients.

- **Reliable:** uses highly purified recombinant *Aspergillus* antigen in a standardized EIA procedure
- Can be used manually or on automated microplate systems



[Platelia *Aspergillus* IgG Assay brochure \(16449\)](#)



[Start a conversation](#)



[Watch the video to learn more about the full range of Bio-Rad mycology testing solutions](#)



[Check out our featured webinars on Aspergillosis](#)

NEW

**Ordering Information**

Catalog #	Description
62783	Platelia <i>Aspergillus</i> IgG, 96 tests

Related Products: [Automated microplate systems](#), [EVOLIS System](#), [EVOLIS Twin Plus System](#), [PR 4100](#), [PW 40](#), [IPS](#).

Platelia *Aspergillus* IgG Negative and Positive Controls

Quality control human sera to be used with Platelia *Aspergillus* IgG (cat. #62783).

- **Brings peace of mind:** monitors the reliability of laboratory testing procedures for the detection of anti-*Aspergillus* IgG antibodies

**Ordering Information**

Catalog #	Description
62786	Platelia <i>Aspergillus</i> IgG Negative and Positive Controls, 48 tests

Related Product: [Platelia *Aspergillus* IgG](#).



Candidiasis

Platelia *Candida* Ag Plus

One-stage sandwich immuno-enzymatic quantitative microplate assay used to detect mannan antigen of *Candida* in human serum or plasma specimens.

This kit can be used for screening or as an aid to the diagnosis of Invasive Candidiasis for at-risk patients. This kit should be used in association with Platelia *Candida* Ab Plus (cat. # 62785) as a part of a complete diagnostic approach combining intrinsic and iatrogenic risk factors as well as clinical and mycological data.

It can also be used to monitor mannan concentration (in pg/mL) for at-risk patients.

- **Convenient and secured:** 96-well microplate with breakable strips, ready-to-use and colored reagents, visual control of sample dilution, and reagent deposit
- **Brings peace of mind:** quantitative results to monitor the course of the infection (pg/mL for antigen detection and AU/mL for antibody detection)
- **Reliable:** excellent sensitivity when combining antigen and antibody detection (sensitivity: 82.4% and specificity: 99.1%) for ensuring faster initiation of appropriate treatment
- Can be used manually or on automated microplate systems



[Platelia *Candida* Ag Plus Assay/Platelia *Candida* Ab Plus Assay brochure \(16450\)](#)



[Start a conversation](#)



[Watch the video to learn more about the full range of Bio-Rad mycology testing solutions](#)



Ordering Information

Catalog #	Description
62784	Platelia <i>Candida</i> Ag Plus, 96 tests

Related Products: [Automated microplate systems](#), [EVOLIS System](#), [EVOLIS Twin Plus System](#), [PR 4100](#), [PW 40](#), [IPS](#).



Platelia *Candida* Ab Plus

Two-step indirect immunoenzymatic quantitative microplate assay for the detection of anti-mannan total Ig antibodies in human serum or plasma specimens.

It can be used for screening or as an aid to the diagnosis of Invasive Candidiasis for at-risk patients as a part of a complete diagnostic approach combining intrinsic and iatrogenic risk factors as well as clinical and mycological data.

Platelia *Candida* Ab Plus can also be used to monitor the anti-mannan antibodies concentration (in AU/mL) for at-risk patients.

It's recommended to use this kit in association with the Platelia *Candida* Ag Plus kit (#62784) to improve the clinical sensitivity and the precocity of Invasive Candidiasis diagnosis.

- **Convenient and secured:** 96-well microplate with breakable strips, ready-to-use and colored reagents, visual control of sample dilution, and reagent deposit
- **Brings peace of mind:** quantitative results to monitor the course of the infection (pg/mL for antigen detection and AU/mL for antibody detection)
- **Reliable:** excellent sensitivity when combining antigen and antibody detection (sensitivity: 82.4% and specificity: 99.1%) for ensuring a faster initiation of appropriate treatment
- Can be used manually or on automated microplate systems



Platelia Candida Ag Plus Assay/Platelia Candida Ab Plus Assay brochure (16450)



Start a conversation



Watch the video to learn more about the full range of Bio-Rad mycology testing solutions

**Ordering Information**

Catalog #	Description
62785	Platelia <i>Candida</i> Ab Plus , 96 tests

Related Products: *Automated microplate systems, EVOLIS System, EVOLIS Twin Plus System, PR 4100, PW 40, IPS.*

**Platelia *Candida* Ab Plus Negative and Positive Controls**

Quality control human sera to be used with Platelia *Candida* Ab Plus (cat. #62785).

- **Brings peace of mind:** monitors the precision of laboratory testing procedures for the detection of anti-*Candida* mannan antibodies

Ordering Information

Catalog #	Description
62787	Platelia <i>Candida</i> Ab Plus Negative and Positive Controls , 48 tests

Related Product: *Platelia *Candida* Ab Plus.*



Cryptococcosis

Pastorex Crypto Plus

Latex agglutination test for the detection of soluble *Cryptococcus neoformans* antigens in biological fluids (serum, C.S.F., B.A.L., urine).



Watch the video to learn more about the full range of Bio-Rad mycology testing solutions



Ordering Information

Catalog #	Description
61747	Pastorex Crypto Plus , 60 tests

Related Product: *HIV Offer.*



Pneumocystosis

MonoFluo *P. jirovecii* IFA Test Kit

Immunofluorescent antibody test kit for the detection and identification of *Pneumocystis jirovecii* (*P. carinii*) in respiratory tract specimens.

- **Convenient and rapid:** ready-to-use reagents, one-step procedure, 45 minutes turnaround time
- **Reliable:** excellent performance (sensitivity: 100% and specificity: 95.8%)
- **Easy to read and interpret:** excellent visualization of all *P. jirovecii* life cycle forms (oocysts, sporozoites, trophozoites)



Watch the video to learn more about the full range of Bio-Rad mycology testing solutions




Contact your Bio-Rad representative to get the MonoFluo *P. jirovecii* IFA test flyer (16204)

Ordering Information

Catalog #	Description
32515*	MonoFluo <i>P. jirovecii</i> IFA Test Kit , 24 tests

Related Product: *HIV Offer.*



* Non CE-Marked.

Identification by Culture Method



Based on its expertise in the field of microbiology, Bio-Rad offers culture media based products for the detection and identification of yeasts and molds in non-invasive mycosis.

Get accurate yeast & mold identification:

- Our convenient range of conventional Sabouraud agar media allows for the isolation and cultivation of yeasts and filamentous fungi (dermatophytes, molds)
- CandiSelect, our selective chromogenic media, gives a rapid result by the direct identification of *Candida albicans* from 24 hours, and the presumptive identification of other *Candida* with reliable acknowledged performances
- AuxaColor 2, our standardized microplate for the identification of 33 other yeast species (other than *C. albicans*), is based on sugar assimilation tests and enzymatic tests

Get the most appropriate antifungal treatment for your needs:

- Our standardized media and impregnated disks with antifungal agents for the susceptibility testing of yeasts, for systemic infections as well as for local infections
- FUNGITEST, our standardized microplate designed for the management of mucocutaneous infectious and invasive yeast infections



Contact your Bio-Rad representative to get the Mycology Culture Media Based Method brochure (PF360)

Chromogenic Medium

CandiSelect

Selective chromogenic medium designed for the isolation of yeasts, includes direct identification of *C. albicans* over 24 hours and presumptive identification of other pathogenic yeast species over 24-48 hours, in particular, *C. tropicalis*, *C. glabrata* and *C. krusei*.

- Detection and easy visualization of mixed cultures by bright and colorful colonies is enhanced on an opaque white agar background
- Direct identification of *Candida albicans* in 24 hours
- Presumptive identification of *C. glabrata* and *C. krusei*, which may be fluconazole resistant, helps to provide faster recommendations for empiric treatment
- Differentiation of *C. parapsilosis* and *C. guilliermondii*
- Flexibility with a 6-month shelf-life



C. albicans



C. tropicalis



C. krusei



C. glabrata



C. albicans, *C. tropicalis*,
C. glabrata and *C. krusei*



C. tropicalis,
C. glabrata and *C. krusei*



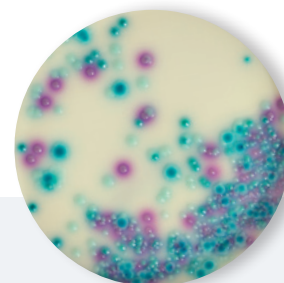
Contact your Bio-Rad representative to get the CandiSelect flyer (16045)



Contact your Bio-Rad representative to get the CandiSelect poster (16386)



Contact your Bio-Rad representative to get the Mycology Culture Media Based Method brochure (PF360)



Ordering Information

Catalog #	Description
63740	CandiSelect , 20 x 90 mm plates

Conventional Media

Sabouraud Agar

Selective medium designed for the growth of fungi from biological specimens not containing associated bacterial flora. The culture of fungi to allow their subsequent identification. Sterility tests on pharmaceutical products (medium recommended by the Codex of the French Pharmacopoeia) or food products, where the tubes must be incubated in the incubator or at laboratory temperature for two weeks. The dehydrated medium can also be used as a base for the preparation of enriched media: blood media, vitamin media.

Sabouraud Chloramphenicol Agar

Rich selective isolation medium used to facilitate the growth of yeasts and filamentous fungi (dermatophytes and other fungi) in all types of clinical specimens, particularly when presenting an abundant associated bacterial flora (sputum, stools, nails, hair).

- Several formats available
- Slanted tubes with differentiated colored caps to facilitate bench work
- Large slope for optimal dermatophyte colony development
- Compliant with the European Pharmacopoeia

Sabouraud Chloramphenicol Gentamicin Agar

Rich selective isolation medium to facilitate the growth of yeasts and filamentous fungi (dermatophytes and other fungi) in all types of clinical specimens, particularly when presenting an abundant associated bacterial flora (sputum, stools, nails, hair).

Sabouraud Chloramphenicol Gentamicin Actidione Agar

Rich selective isolation medium used to facilitate the growth of dermatophytes and other pathogenic fungi in all types of clinical specimens, particularly when presenting an abundant associated bacterial flora (sputum, stools, nails, hair).



Ordering Information

Catalog #	Description
56524	Sabouraud Agar , 25 x 8 mL slanted tubes
64494	Sabouraud Agar (dehydrated) , 500 g
64644	Sabouraud Chloramphenicol Agar , 500 g
56594	Sabouraud Chloramphenicol Agar , 25 x 8 mL slanted tubes
63774	Sabouraud Chloramphenicol Gentamicin Agar , 20 x 90 mm plates
56596	Sabouraud Chloramphenicol Gentamicin Actidione Agar , 25 x 8 mL slanted tubes

Identification Microplate

AuxaColor 2

Standardized yeast identification system based on sugar assimilation tests and enzymatic tests. The growth of yeasts is visualized by the color change of a pH indicator.

- Efficient patient management: allows the identification of 33 yeast species most commonly isolated in clinical specimens including *Cryptococcus neoformans* (by detection of the phenoloxidase activity)
- Easy: single-step inoculation procedure
- Reliable colorimetric reading interpreted by a scoring methodology

Opacity Standard Kit for AuxaColor 2, FUNGITEST

Set of opacity controls for the preparation of yeast inoculum for the Bio-Rad AuxaColor 2 and FUNGITEST kits.



Contact your Bio-Rad representative to get the AuxaColor2 brochure (17545)



Contact your Bio-Rad representative to get the AuxaColor2 interpretation guide (16266)

Ordering Information

Catalog #	Description
56513	AuxaColor 2 Kit , 20 tests
56499	Opacity Standard Kit for AuxaColor 2, FUNGITEST , 2 vials

Related Product: [FUNGITEST](#).



Antifungal Susceptibility Testing



Bio-Rad offers a relevant line of antifungal susceptibility disks for semi-quantitative in vitro susceptibility testing of previously isolated pure cultures of fungi.

Antifungal Microplate

FUNGITEST

Rapid colorimetric test to determine susceptibility of yeasts to six antifungal agents by broth dilution method (10 tests).

- User-friendly ready-to-use kit
- Light 100 μ L inoculum in each well (1 McF)
- 48 h incubation at 37°C, or 72h at 32°C for *C. neoformans*
- Reliable testing based on broth dilution method
- Simple colorimetric reading

Opacity Standard Kit for AuxaColor 2, FUNGITEST

Set of opacity controls for the preparation of yeast inoculum for the Bio-Rad AuxaColor 2 and FUNGITEST kits.



Ordering Information

Catalog #	Description
60780*	FUNGITEST Kit , 10 tests
56499*	Opacity Standard Kit for AuxaColor 2, FUNGITEST , 2 vials

* Non CE-Marked.

Bacteriology

Mycology

Non-Invasive Yeast
and Mold Infections

Serology

Instrumentation





Serology

Backed by more than 35 years of expertise in infectious disease, Bio-Rad continues to be the partner of choice for providing diagnostic and blood bank laboratories with best-in-class solutions.

Bio-Rad has a broad portfolio of testing assays and automated testing platforms for the screening and diagnosis of:

- [Respiratory Diseases](#)
- [Infectious Mononucleosis](#)
- [Pediatric, Prenatal, and Congenital Diseases \(ToRCH\)](#)
- [Retrovirus HIV](#)
- [Hepatitis B, and C](#)
- [Syphilis](#)
- [Tropical Diseases](#)

Bio-Rad's expertise in immunology, together with its practice of continually updating reagents and automated testing platforms, makes it an exceptional partner for diagnostic and blood bank laboratories.

Disclaimer: Bio-Rad products and services in this document may be for sale or available only in certain countries.

Please consult your local Bio-Rad representative for full details on the availability of our products and services in your region.

Respiratory Diseases

COVID-19 Serology Testing

Antibody testing is a critical component in overcoming the challenges posed by the SARS-CoV-2 virus. Reliable antibody detection and differentiation plays an important role in both the management of COVID-19 patients and improving our immunological understanding of this disease. Antibody testing is a critical component in overcoming the challenges posed by the SARS-CoV-2 virus. Bio-Rad offers a range of COVID-19 serology testing solutions for the detection of antibodies in the period following SARS-CoV-2 infection.

Platelia anti-SARS-CoV-2 S IgG Quant. Aids in Diagnosis & Monitors Adaptive Immune Response.

The Platelia anti-SARS CoV-2 S IgG Quant is an immunoassay for the quantitative determination of anti-spike IgG antibodies to SARS-CoV-2.

This serological assay can be used in identifying individuals with an adaptive immune response to SARS-CoV-2 indicating prior infection. In addition, it can be used for monitoring antibody responses against SARS-CoV-2 following COVID-19 vaccination with vaccines that specifically generate anti-spike immune responses.

COVID-19 (SARS-CoV-2) Serology IgG Detection

Platelia anti-SARS-CoV-2 S IgG Quant

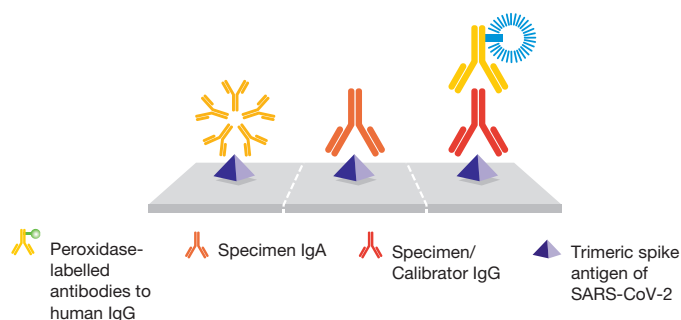
Quantitative immunoassay kit (BAU/mL) for the detection of IgG antibodies to SARS-CoV-2 spike protein, the virus associated with COVID-19, in serum and plasma specimens.

Performance

- **High Specificity (>99.7%)**
- **Excellent sensitivity** allows for earlier identification of IgG seroconversion and reliable detection
- **No cross-reactivity** with most common respiratory viruses
- **High correlation** with Plaque Reduction Neutralization Test (99%)

Convenient & Fast

- 96-well microplate testing with breakable strips
- Ready to use with colored reagents
- Visual control of sample dilution and reagent addition



Accurate Quantification & Standardized Results

- Numerical results calibrated to the WHO International Standard
- Accurate quantitative IgG antibody results in BAU/mL support long-term COVID-19 management
- Standardized quantitative assay allows for comparison of results across laboratories and reduction in interlaboratory variations



Platelia anti-SARS-CoV-2 S IgG Quant assay brochure (PF409)



Platelia anti-SARS-CoV-2 S IgG Quant video



Contact your Bio-Rad representative to get the Platelia anti-SARS-CoV-2 S IgG Quant assay quick guide (PF408)

Ordering Information

Catalog #	Description
12016309	Platelia anti-SARS-CoV-2 S IgG Quant Assay, 96 tests
12016414	Platelia anti-SARS-CoV-2 S IgG Quant Assay, 480 tests
12017178	Platelia anti-SARS-CoV-2 S IgG Quant Sample Diluent R7, 2 vials of 50 mL

Related Products: Automated microplate systems, EVOLIS System, EVOLIS Twin Plus System, PR 4100, PW 40, IPS.



Platelia SARS-CoV-2 Total Ab Assay. Detection of IgM, IgA, and IgG in One Test.

The Platelia SARS-CoV-2 Total Ab assay screens for total anti-nucleocapsid antibodies IgM, IgA, and IgG against coronavirus SARS-CoV-2, the virus associated with COVID-19.

This serological assay enables clinicians to identify individuals with an adaptive immune response to SARS-CoV-2, indicating recent or prior infection, and complements Bio-Rad's extensive portfolio of COVID-19 solutions.

COVID-19 (SARS-CoV-2) Serology Total Ab Detection

Platelia SARS-CoV-2 Total Ab Assay

Immunoassay kit to screen for total anti-nucleocapsid antibodies (IgM, IgA, IgG) to coronavirus SARS-CoV-2, the virus associated with COVID-19, in serum and plasma specimens.

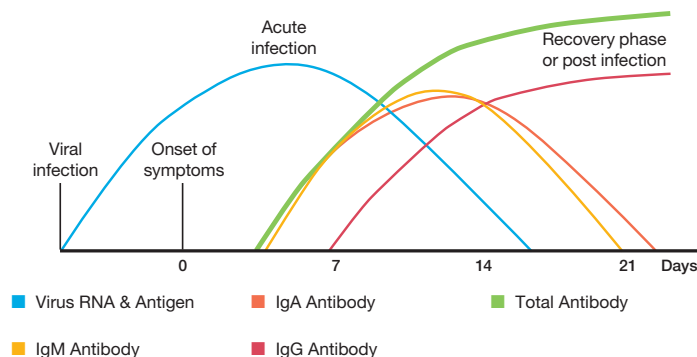
Accurate Performance

- **High Specificity (>99%)** on blood donors and hospitalized patients
- **No cross-reactivity**
- **Excellent sensitivity (100% for patients tested >8 days after symptom onset)** allows for earlier identification of seroconversion and reliable screening
- Compliant with regulatory standards (CE-IVD validated)

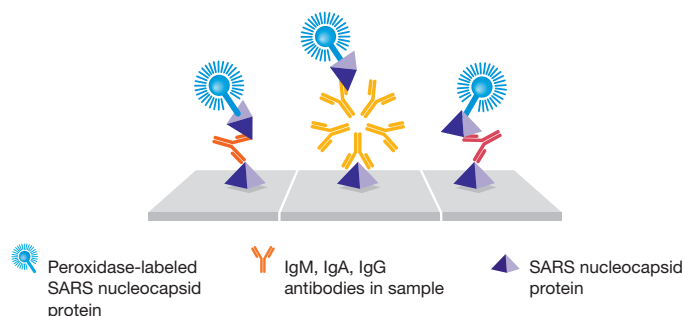
Convenient & Fast

- 1-step antigen capture format (only 90 min incubation time required)
- 96-well microplate testing with breakable strips
- Ready-to-use with colored reagents
- Visual control of sample dilution and reagent addition

Antibody Detection Over the Course of Viral Infection



Disclaimer: This serological profile represents well-known infections associated with other viruses. At this time, it is unknown how long SARS-CoV-2 antibodies persist following infection.



Platelia SARS-CoV-2 Total Ab assay brochure (PF371)



Bio-Rad & Platelia SARS-CoV-2 Total Ab assay video



Start a conversation



Contact your Bio-Rad representative to get the Platelia SARS-CoV-2 Total Ab assay quick guide (PF372)

Ordering Information

Catalog #	Description
72710	Platelia SARS-CoV-2 Total Ab Assay, 96 tests
12013798	Platelia SARS-CoV-2 Total Ab Assay, 480 tests

Related Products: Automated microplate systems, EVOLIS System, EVOLIS Twin Plus System, PR 4100, PW 40, IPS.



COVID-19 Rapid Testing

Coronavirus Ag Rapid Test Cassette (Swab). For Rapid, Reliable Diagnosis of COVID-19.

As COVID-19 continues to spread globally, rapid testing has become more important for diagnosing patients infected with SARS-CoV-2. When timely decisions are needed or when RT-PCR testing is inaccessible, this COVID rapid Ag test complements RT-PCR testing in laboratory and point-of-care settings.

COVID-19 (SARS-CoV-2) Rapid Antigen Detection

Coronavirus Ag Rapid Test Cassette (Swab)

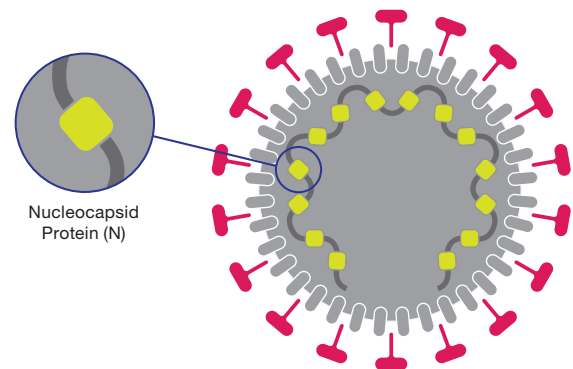
Rapid, *in vitro* immunochromatographic assay for the qualitative detection of nucleocapsid protein antigen from SARS-CoV-2 in nasal or nasopharyngeal swab specimens, intended for use by healthcare professionals or trained operators.

Convenient & Fast

- Available for **nasal and nasopharyngeal** swab specimens
- **15-minute** time to result
- **3 Quick steps** protocol
- Easy to use
- No instrument needed

High Performance for Both Specimen Types

- **Highly specific:** 100% and 99.6% on nasal and nasopharyngeal swab specimens, respectively
- **Highly sensitive:** 97.25% and 98.32% on nasal and nasopharyngeal swab specimens, respectively
- **Detect New Variants with Same Reliable Detection:** allow for testing samples containing SARS-CoV-2 variants of concern, including the Omicron, Delta, Gamma, Beta, and Alpha strains (contact your sales representative for updated list)



Detection of SARS-CoV-2
Nucleocapsid Protein



Coronavirus Ag Rapid Test
Cassette (Swab) brochure
(PF394)



Coronavirus Ag Rapid Test
Cassette (Swab) Protocol



Start a conversation



Contact your Bio-Rad
representative to get the
Coronavirus Ag Rapid Test
Cassette (Swab) quick guide
(PF395)



Ordering Information

Catalog #	Description
12015553	Coronavirus Ag Rapid Test Cassette (Swab), 20 tests

When knowing makes all the difference

Mycoplasma pneumoniae Serology

Immunoenzymatic assays for semi-quantitative determination of IgG and qualitative detection of IgM antibodies to *Mycoplasma pneumoniae* in human serum to detect acute infection and assess current or recent infection.

- Identification of active infection by monitoring IgG levels
- Early detection of acute infection using IgM immunocapture immunoassay
- Combined use of both IgG and IgM assays following a single protocol
- All assays validated on the EVOLIS Systems

Ordering Information

Catalog #	Description
72780	Platelia <i>M. pneumoniae</i> IgG Assay, 96 tests
72781	Platelia <i>M. pneumoniae</i> IgM Assay, 96 tests



Infectious Mononucleosis



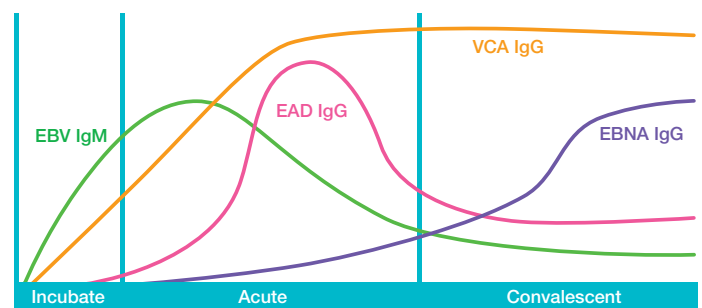
When knowing makes all the difference

Epstein-Barr Virus (EBV) is a common human pathogen infecting the majority of individuals during their lifetime with no to mild atypical symptoms. In some cases, there is a potential for severe complications. Platelia EBV Serology products provide the ability to distinguish between primary acute infection, past infection and reactivation.

Epstein-Barr Virus Serology

Complete panel of qualitative immunoenzymatic assays for detection of specific IgM and IgG antibodies to Epstein-Barr Virus (EBV) antigens – Viral Capsid Antigen (VCA), Early Antigen Diffuse (EA-D) and Nuclear Antigen-1 (EB-NA1) – in human serum. Combined determination of EBV antibodies establishes a serological profile that allows for diagnosis of infectious mononucleosis and EBV infection.

- Full antibody profile for EBV infection stage determination in less than 90 minutes
- Accuracy of the results (recombinant p125 protein for VCA detection)
- Ease-of-use and flexibility
 - Color-coded and ready-to-use reagents
 - Breakable wells
- Optimal practicality with a single protocol for all IgG assays
- Consolidation of infectious disease testing as part of a broad portfolio of infectious disease assays
- All assays validated on the EVOLIS Systems



Contact your Bio-Rad representative to get the EBV brochure (17175)

Ordering Information

Catalog #	Description
72936	Platelia EBV-VCA IgM Assay , 96 tests
72937	Platelia EBV-VCA IgG Assay , 96 tests
72938	Platelia EBV-EA-D IgG Assay , 96 tests
72939	Platelia EBV-NA-1 IgG Assay , 96 tests

Related Products: Automated microplate systems, EVOLIS System, EVOLIS Twin Plus System, PR 4100, PW 40, IPS.



Pediatric Diseases



When knowing makes all the difference

Infections with Varicella Zoster, measles or mumps virus are common and often asymptomatic. However, they still remain a major issue in certain populations, during pregnancy or for neonates. Platelia serodiagnosis tools are used to monitor pregnant women for acquisition of primary infection, to differentiate viral illnesses in children and establish immune status.

Varicella Zoster Virus (VZV), Measles and Mumps Serology

Family of qualitative assays for determination of specific IgG or IgM to VZV, measles and mumps in human serum to assess early, recent or past infection and establish patient immune status.

- Ease-of-use and flexibility
 - Breakable wells
 - Ready-to-use reagents
- Combined use of both IgG and IgM assays following a single protocol
- All assays validated on the EVOLIS Systems



Contact your Bio-Rad representative to get the Platelia Pediatric Assays brochure (PF342)



Ordering Information

Catalog #	Description
72684	Platelia VZV IgG Assay , 48 tests
72685	Platelia VZV IgM Assay , 48 tests
72686	Platelia Measles IgG Assay , 48 tests
72687	Platelia Measles IgM Assay , 48 tests
72688	Platelia Mumps IgG Assay , 48 tests
72689	Platelia Mumps IgM Assay , 48 tests
72690	Wash Buffer 10x for 72680 to 72689 , 100 mL

Related Products: Automated microplate systems, EVOLIS System, EVOLIS Twin Plus System, PR 4100, PW 40, IPS.

Prenatal & Congenital Diseases (ToRCH)



When knowing makes all the difference

ToRCH is an acronym for *Toxoplasma* (To), Rubella (R), Cytomegalovirus (C), and Herpes simplex virus (H). Serodiagnosis and direct detection assays are valuable tools for monitoring seronegativity or primary infection in pregnant women and preventing neonates from severe damage.

ToRCH Serology Assays

- Complete ToRCH assay family
- Use of gold standard method for antibody detection
 - IgM immunocapture immunoassay
 - IgG indirect sandwich immunoassay
 - IgA double sandwich immunoassay
- Optimal workflow:
 - Combined use of Platelia Toxo IgG, IgM and IgA, Rubella IgG and IgM, and HSV-1 or HSV-2 IgG assays follow a single protocol
 - Combined use of Platelia CMV IgG and IgM and HSV-1 and HSV-2 IgG and IgM assays follow a single protocol
- Consolidation of infectious disease testing as part of a broad portfolio of infectious disease assays
- All assays are validated on the EVOLIS Systems

Toxoplasmosis Serology

Range of standardized and high performance immunoenzymatic assays for quantitative detection of IgG and qualitative detection of IgM and IgA to *Toxoplasma gondii* in human serum or plasma. Assays assess exposure to parasites and determine immune status and susceptibility to infection.



Contact your Bio-Rad representative to get the Platelia ToRCH Assay brochure (PF343)



Ordering Information

Catalog #	Description
72840	Platelia Toxo IgG Assay , 96 tests
72841	Platelia Toxo IgM Assay , 96 tests
72737	Platelia Toxo IgA Assay , 96 tests

Related Products: Automated microplate systems, EVOLIS System, EVOLIS Twin Plus System, PR 4100, PW 40, IPS.

Platelia Toxo IgG Avidity Assay

Toxoplasma gondii supplemental immunoenzymatic assay for determination of avidity of anti-*T. gondii* IgG antibodies in human serum to differentiate between acute or past infection.



Ordering Information

Catalog #	Description
72842	Platelia Toxo IgG Avidity Assay , 48 tests

Related Products: Automated microplate systems, EVOLIS System, EVOLIS Twin Plus System, PR 4100, PW 40, IPS.

Toxoplasmosis Direct Detection

Pastorex Toxo

Latex agglutination test for the determination of all types of antibodies to *T. gondii* in human serum.

- Unitary testing
- Detection of antibodies to *T. gondii* in less than 10 minutes



Ordering Information

Catalog #	Description
72724	Pastorex Toxo (complete kit with controls) , 100 tests

Rubella Serology

Immunoenzymatic assays for quantitative determination of IgG and qualitative detection of IgM antibodies to the rubella virus in human serum or plasma to establish immune status and susceptibility to infection.



Contact your Bio-Rad representative to get the Platelia ToRCH Assay brochure (PF343)



Ordering Information

Catalog #	Description
72850	Platelia Rubella IgG Assay , 96 tests
72851	Platelia Rubella IgM Assay , 96 tests

Related Products: Automated microplate systems, EVOLIS System, EVOLIS Twin Plus System, PR 4100, PW 40, IPS.

Cytomegalovirus (CMV) Serology

Immunoenzymatic assays for quantitative determination of IgG and qualitative detection of IgM antibodies to the cytomegalovirus (CMV) in human serum to establish immune status, susceptibility to infection, or reactivation of the virus.



Contact your Bio-Rad representative to get the Platelia ToRCH Assay brochure (PF343)



Ordering Information

Catalog #	Description
72680	Platelia CMV IgG Assay , 96 tests
72681	Platelia CMV IgM Assay , 96 tests

Related Products: Automated microplate systems, EVOLIS System, EVOLIS Twin Plus System, PR 4100, PW 40, IPS.

Herpes Simplex Virus (HSV) Serology

HSV (1+2)

Immunoenzymatic assays for qualitative detection of IgG and IgM antibodies to herpes simplex virus types 1 and 2 (HSV-1 and HSV-2) in human serum to establish immune status, susceptibility to infection, or viral activity.



Contact your Bio-Rad representative to get the Platelia ToRCH Assay brochure (PF343)

HSV 1 and HSV 2

Immunoenzymatic assays for qualitative detection of IgG antibodies to herpes simplex virus type 1 (HSV-1) or type 2 (HSV-2) in human serum and plasma using recombinant or synthetic proteins to accurately differentiate HSV-1 from HSV-2 infection.



Ordering Information

Catalog #	Description
72682	Platelia HSV (1+2) IgG Assay , 96 tests
72683	Platelia HSV (1+2) IgM Assay , 96 tests
72820	Platelia HSV-1 IgG Assay, 96 tests
72821	Platelia HSV-2 IgG Assay, 96 tests

Related Products: Automated microplate systems, EVOLIS System, EVOLIS Twin Plus System, PR 4100, PW 40, IPS.



HIV



With more than 40 assays, Bio-Rad is constantly improving its HIV offering in order to ensure the highest standards in productivity and quality. Bio-Rad's HIV portfolio covers transfusion and diagnostic testing needs, providing screening assays, rapid unitary assays, supplemental and confirmatory assays. All of Bio-Rad HIV tests offer an unprecedented performance level including early detection and exceptionally high specificity that allow you to report results confidently.

Screening

Your Trusted Blood Safety Partner. For Life.

Genscreen ULTRA HIV Ag-Ab Assay

Semi-quantitative enzyme immunoassay kit for the detection of HIV-1 p24 antigen and antibodies to HIV-1 (groups M and O) and HIV-2 in human serum or plasma specimens.

This kit can be used for both HIV Ag and HIV Ab detection as an aid in the diagnosis of HIV infection and screening of blood donations.

It can be used manually or on automated microplate systems.

Reliable

- Combo assay with excellent antibody detection and guaranteed antigen analytical sensitivity (4th generation assay)
- Excellent sensitivity allows earlier identification of seroconversion and reliable donor donation screening
- High specificity increases lab efficiency by significantly reducing retest, blood unit, and donor rejection rates

Convenient and secure

- Easy-to-use kit
- All reagents included in the kit
- Barcoded reagents with expiration date and batch number
- Clear identification of the product on microplate frame and strip
- Specimen and reagent deposit proof for all steps
- Direct reagent vials loading on EVOLIS racks
- Protocol validated on EVOLIS Family Systems



WHO prequalified



Serological Disease Screening Tests for Blood Donation brochure (PF365)



Start a conversation



Ordering Information

Catalog #	Description
72386	Genscreen ULTRA HIV Ag-Ab Assay , 96 tests
72388	Genscreen ULTRA HIV Ag-Ab Assay , 480 tests

Related Products: Automated microplate systems (EVOLIS and EVOLIS Twin Plus), stand-alone systems (PR 4100, PW 40 and IPS), Geenius HIV 1/2 Confirmatory Assay.

Simple, Secured and Fast

Genie Fast Assay

Fast test device uses the immunochromatography (ICT or lateral migration) technique to detect anti-HIV-1 and anti-HIV-2 antibodies in human serum, plasma, venous blood, and capillary blood.

- Complete detection range for HIV-1 and HIV-2 antibodies
- Reliable results on different sample types: serum, plasma, and whole blood
- 1-step protocol with fast results in 10-30 minutes
- Suitable for testing at room temperature and storage from 2°C to 30°C



WHO prequalified



Contact your Bio-Rad representative to get the Genie Fast brochure (16485)



Ordering Information

Catalog #	Description
72327	Genie Fast HIV 1/2 Assay, 25 tests
72330	Genie Fast HIV 1/2 Assay, 50 tests
72347	Genie Fast HIV 1/2 Assay, 25 tests including all finger stick consumables (lancets, alcohol swabs, capillary microsafe pipettes)




Confirmation

A Game Changer

Geenius HIV 1/2 Confirmatory Assay

Qualitative assay for the **confirmation and differentiation** of individual antibodies to **HIV-1 and HIV-2** in **whole blood, serum, or plasma** specimens.

- **On-demand testing: One Patient. One Cartridge. One Result**
- Confirmation of patient status **on the same day and in the same lab**
- 3-step protocol allows for minimal hands-on time and results in **less than 30 minutes** by **visual or automated reading and interpretation**
- **Suitable for any condition:** testing at room temperature, storage from 2°C to 30°C



- 1 - gp36
- 2 - gp140
- 3 - p31
- 4 - gp160
- 5 - p24
- 6 - gp41
- C - Control Band



Listed on the WHO prequalified IVD products list
Listed on regulatory certifications like CE, FDA, TGA, ANVISA,
Health Canada, CDSCO India, InDRE, RZN, PDMA, etc.



Start a conversation



Geenius Solution video
Geenius Solution Protocols video
Geenius Manufacturing Process video



Geenius Solution brochure (PF357)



Ordering Information

Catalog #	Description
72460	Geenius HIV 1/2 Confirmatory Assay , 20 tests
72329	Geenius HIV 1/2 Confirmatory Controls (1 Positive + 1 Negative), 2 x 120 µl

Related Products: Geenius System, Geenius HCV Supplemental Assay.

NEW LAV BLOT

Confirmation kits for anti-HIV-1 or anti-HIV-2 antibody detection in serum/plasma by immunoblotting.

- Complete confirmation range for HIV-1 and HIV-2
- Manual or automated processing on Autoblot 3000



Contact your Bio-Rad representative to get the NEW LAV BLOT brochure (16941)

Ordering Information

Catalog #	Description
72251	NEW LAV BLOT I Assay , 18 tests
72252	NEW LAV BLOT II Assay , 18 tests
72256	Western Blot Rack , 10 units
91601	Tray, 20-well, Autoblot , 25 pieces



Hepatitis B

Your Trusted Blood Safety Partner. For Life.

Bio-Rad offers a complete panel of hepatitis B assays. These tests can be used for screening in blood banks, as an aid in the diagnosis of hepatitis B infections, to screen individuals to establish immunity status before vaccination, and to assess the degree of protection after vaccination against hepatitis B virus (HBs Ab).

Performance of these tests demonstrate very high specificity and excellent sensitivity with variant detection especially useful for HBsAg detection. All of these assays can be used manually or on automated microplate systems.

Screening

Monolisa HBs Ag ULTRA Assay

Semi-quantitative enzyme immunoassay kit for the detection of surface antigens of the hepatitis B virus (HBs Ag) in human serum or plasma specimens.

This kit can be used as an aid in the diagnosis of hepatitis B infection and screening of blood donations. It can be used manually or on automated microplate systems.

Reliable

- Earlier hepatitis B infection detection includes variants
- High specificity for increased lab efficiency significantly reduces retest, blood unit, and donor rejection rates

Convenient and secure

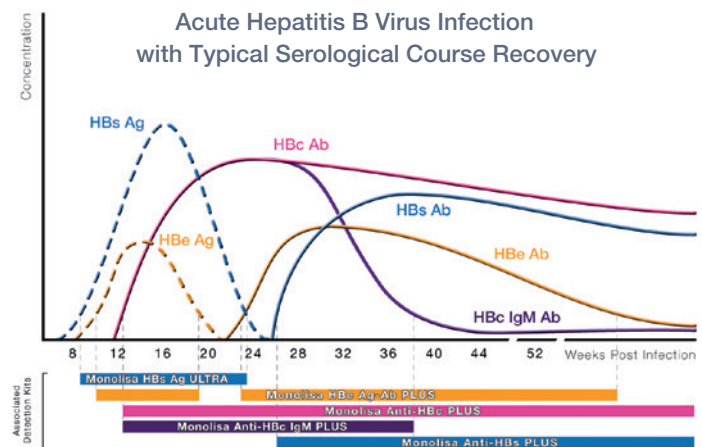
- Easy-to-use kit
- All reagents included in the kit
- Barcoded reagents with expiration date and batch number
- Clear identification of the product on microplate frame and strip
- Specimen and reagent deposit proof for all steps
- Direct reagent vial loading on EVOLIS racks
- Protocol validated on EVOLIS Family Systems



Serological Disease Screening Tests for Blood Donation brochure (PF365)



Start a conversation



Ordering Information

Catalog #	Description
72346	Monolisa HBs Ag ULTRA Assay , 96 tests
72348	Monolisa HBs Ag ULTRA Assay , 480 tests

Related Products: Automated microplate systems (EVOLIS and EVOLIS Twin Plus), stand-alone systems (PR 4100, PW 40 and IPS), Monolisa HBs Ag ULTRA Confirmatory Assay, Monolisa Anti-HBs PLUS Assay, Monolisa Anti-HBc PLUS Assay, Monolisa HBe Ag-Ab PLUS Assay.

Monolisa HBs Ag ULTRA Confirmatory Assay

Used to confirm the presence of hepatitis B surface Ag (HBs Ag) in samples of human serum or plasma specimens found reactive by the Monolisa HBs Ag ULTRA Assay (codes 72346/72348). It can be used manually or on automated microplate systems.

- Protocol validated on EVOLIS Family Systems

Ordering Information

Catalog #	Description
72408	Monolisa HBs Ag ULTRA Confirmatory Assay , 25 tests

Related Products: Automated microplate systems (EVOLIS and EVOLIS Twin Plus), stand-alone systems (PR 4100, PW 40 and IPS), Monolisa HBs Ag ULTRA Assay.

**Monolisa Anti-HBs PLUS Assay**

Semi-quantitative and a quantitative enzyme immunoassay kit for the detection of total antibodies to hepatitis B surface antigen (anti-HBs) in human serum or plasma specimens.

This kit can be used with other serological markers as an aid in the diagnosis of hepatitis B recovery for patients infected with the hepatitis B virus.

This kit can also be used to screen individuals to establish immunity status before vaccination, and assess the degree of protection after vaccination against hepatitis B virus. It can be used manually or on automated microplate systems.

Convenient and secure

- Easy-to-use kit
- All reagents included in the kit
- Barcoded reagents with expiration date and batch number
- Clear identification of the product on microplate frame and strip
- Specimen and reagent deposit proof for all steps
- Direct reagent vial loading on EVOLIS racks
- Protocol validated on EVOLIS Family Systems

Ordering Information

Catalog #	Description
72566	Monolisa Anti-HBs PLUS Assay , 192 tests

Related Products: Automated microplate systems (EVOLIS and EVOLIS Twin Plus), stand-alone systems (PR 4100, PW 40 and IPS), Monolisa HBs Ag ULTRA Assay, Monolisa Anti-HBc PLUS Assay, Monolisa HBe Ag-Ab PLUS Assay.



Monolisa Anti-HBc PLUS Assay

Semi-quantitative enzyme immunoassay kit for the detection of antibodies to nucleocapsid antigen (core) of the hepatitis B virus (HBc Ac) in human serum or plasma specimens.

This kit can be used as an aid in the diagnosis of hepatitis B infection and screening of blood donations. It can be used manually or on automated microplate systems.

Convenient and secure

- Easy-to-use kit
- All reagents included in the kit
- Barcoded reagents with expiration date and batch number
- Clear identification of the product on microplate frame and strip
- Specimen and reagent deposit proof for all steps
- Direct reagent vial loading on EVOLIS racks
- Protocol validated on EVOLIS Family Systems



Ordering Information

Catalog #	Description
72315	Monolisa Anti-HBc PLUS Assay , 96 tests
72316	Monolisa Anti-HBc PLUS Assay , 480 tests

Related Products: Automated microplate systems (EVOLIS and EVOLIS Twin Plus), stand-alone systems (PR 4100, P W40 and IPS), Monolisa HBs Ag ULTRA Assay, Monolisa Anti-HBs PLUS Assay, Monolisa HBe Ag-Ab PLUS Assay.



Hepatitis C



For over 20 years Bio-Rad has proposed more than 10 diagnostics assays for screening of hepatitis C. During this time Bio-Rad improved its tests and was the first company to launch a combo test to detect antigens and antibodies for the detection of HCV that decreases the serological window period by 70% compared to HCV Ab assays without jeopardizing specificity. Bio-Rad is also the first supplier to offer an unitary, rapid and automated supplemental assay to confirm an HCV positive result.

Bio-Rad is a major supplier for diagnostics laboratories and blood bank centers offering a complete solution of systems and assays (screening and supplementals) for the detection of HCV.

Screening

Your Trusted Blood Safety Partner. For Life.

Monolisa HCV Ag-Ab ULTRA V2 Assay

Semi-quantitative enzyme immunoassay kit for the detection of infection caused by hepatitis C virus (HCV) based on the detection of anti-HCV antibodies and capsid antigen in human serum or plasma specimens.

This kit can be used as an aid in the diagnosis of hepatitis C infection and screening of blood donations. It can be used manually or on automated microplate systems.



Listed on the WHO prequalified IVD product list



Serological Disease Screening Tests for Blood Donation brochure (PF365)



Start a conversation

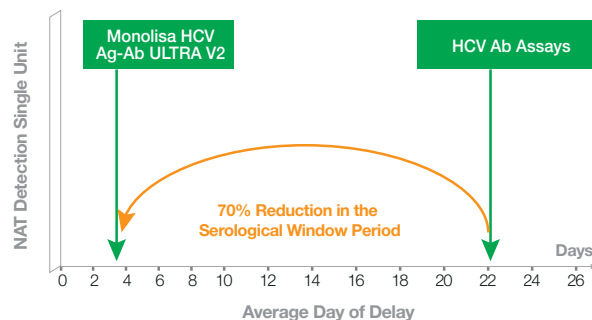
Reliable

- Improved detection due to combined antigen and antibody testing, 4th generation assay
- Excellent sensitivity allows earlier identification of seroconversion and reliable donor screening
- High specificity increases lab efficiency by significantly reducing retest, blood unit, and donor rejection rates

Convenient and secure

- Easy-to-use kit
- All reagents included in the kit
- Barcoded reagents with expiration date and batch number
- Clear identification of the product on microplate frame and strip
- Specimen and reagent deposit proof for all steps
- Direct reagent vial loading on EVOLIS racks
- Protocol validated on EVOLIS Family Systems

Reduction in the Serological Window Period



The delay between Monolisa HCV Ag-Ab ULTRA V2 and NAT is less than 4 days (3.8). The window period was reduced by 70% in comparison with anti-HCV assays which had an average delay of 22 days.



Ordering Information

Catalog #	Description
72561	Monolisa HCV Ag-Ab ULTRA V2 Assay, 96 tests
72562	Monolisa HCV Ag-Ab ULTRA V2 Assay, 480 tests

Related Products: Automated microplate systems (EVOLIS and EVOLIS Twin Plus), stand-alone systems (PR 4100, PW 40 and IPS), Geenius HCV Supplemental Assay.

Monolisa Anti-HCV PLUS Version 3 Assay

Semi-quantitative enzyme immunoassay kit for the detection of infection caused by hepatitis C virus (HCV) based on the detection of anti-HCV antibodies in serum or human plasma specimens.

This kit can be used as an aid in the diagnosis of hepatitis C infection and screening of blood donations. It can be used manually or on automated microplate systems.

Ordering Information

Catalog #	Description
72340	Monolisa Anti-HCV PLUS Version 3 Assay, 96 tests
72341	Monolisa Anti-HCV PLUS Version 3 Assay, 480 tests

Related Products: Automated microplate systems (EVOLIS and EVOLIS Twin Plus), stand-alone systems (PR 4100, PW 40 and IPS), Geenius HCV Supplemental Assay.



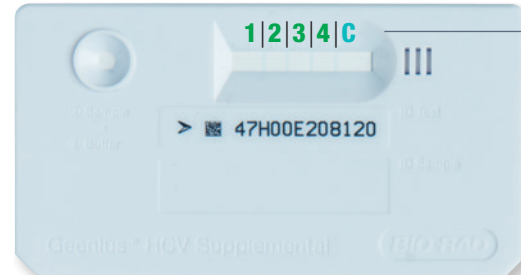
Confirmation

A Game Changer

Geenius HCV Supplemental Assay

Qualitative **unitary assay** for the **confirmation** of the presence of antibodies to HCV in **venous whole blood, serum or plasma** specimens for **blood donors** or **hospitalized patients**.

- **On-demand testing: One Patient. One Cartridge. One Result.**
- Confirmation of patient status **on the same day and in the same lab**
- 2-step protocol allows for minimal hands-on time and results in just **20 minutes** by **automated reading and interpretation**
- **Suitable for any condition:** testing at room temperature, storage from 2°C to 30°C



1 - NS4
2 - NS5
3 - Core/Capsid
4 - NS3
C - Control Band



Listed on regulatory certifications like CE, ANVISA, CDSCO India, TGA, RZN, etc.



Geenius Solution video
Geenius Solution Protocols video
Geenius Manufacturing Process video



Geenius Solution brochure (PF357)



Start a conversation



Ordering Information

Catalog #	Description
92501	Geenius HCV Supplemental Assay, 20 tests
92502	Geenius HCV Supplemental Controls (1 Positive + 1 Negative), 2 x 150 µl

Related Products: Geenius System, Geenius HIV 1/2 Confirmatory Assay.

Syphilis

Your Trusted Blood Safety Partner. For Life.

Bio-Rad offer a complete and efficient solutions for Syphilis testing to fit the needs of diagnostic laboratories and blood banks. A total EIA Treponemal test automatable designed for both diagnostic labs and blood banks of any size and a EIA IgM test to determine the stage of syphilis infection.

In addition, Bio-Rad proposes a treponemal fully-automated test (TPHA) dedicated to blood banks screening donations on high throughput systems, a Treponemal (TPHA) manual test and a nontreponemal (RPR) manual test.

Screening

Syphilis Total Ab Assay

Semi-quantitative enzyme immunoassay kit for the detection of total antibodies (IgG, IgM and IgA) to *Treponema pallidum* in human serum or plasma specimens.

This kit can be used as an aid in the diagnosis of patients where syphilis infection is suspected in conjunction with clinical signs and symptoms and screening of blood donors. It can be used manually or on automated microplate systems.



[Serological Disease Screening Tests for Blood Donation brochure \(PF365\)](#)



[Contact your Bio-Rad representative to get the quick guide Syphilis Total Ab On Evolis Family \(PF339\) and Syphilis - EIA / TPHA / RPR Assays Specific Syphilis brochure \(16972\)](#)



[Start a conversation](#)

Reliable

- Excellent sensitivity: get earlier detection at every stage of syphilis infection
- High specificity: significant reduction of retest, blood unit discard & donor rejection

Convenient and secure

- Easy-to-use kit
- All reagents included in the kit
- Barcoded reagents with expiration date and batch number
- Clear identification of the product on microplate frame and strip
- Specimen and reagent deposit proof for all steps
- Direct reagent vial loading on EVOLIS racks
- Protocol validated on EVOLIS Family Systems

Ordering Information

Catalog #	Description
72530	Syphilis Total Ab Assay , 96 tests
72531	Syphilis Total Ab Assay , 480 tests

Related Products: Automated microplate systems (EVOLIS and EVOLIS Twin Plus), stand-alone systems (PR 4100, PW 40 and IPS), Syphilis IgM EIA Assay, RPR 100, RPR 500, TPHA 200, TPHA 500.



Syphilis IgM EIA Assay

Semi-quantitative enzyme immunoassay kit for the detection of IgM specific antibodies to *Treponema pallidum* in human serum or plasma specimens.

This kit can be used in the differential diagnosis of patients where syphilis infection is suspected. The Syphilis IgM EIA Assay can be used manually or on automated microplate systems.

Reliable

- Efficient tool to determine the stage of syphilis infection

Convenient and secure

- Easy-to-use kit
- All reagents included in the kit
- Barcoded reagents with expiration date and batch number
- Clear identification of the product on microplate frame and strip
- Specimen and reagent deposit proof for all steps
- Direct reagent vial loading on EVOLIS racks
- Protocol validated on EVOLIS Family Systems



Ordering Information

Catalog #	Description
72520	Syphilis IgM EIA Assay , 96 tests

Related Products: Automated microplate systems (EVOLIS and EVOLIS Twin Plus), stand-alone systems (PR 4100, PW 40 and IPS), Syphilis Total Ab Assay, RPR 100, RPR 500, TPHA 200, TPHA 500.

TPHA 200 and 500

Manual agglutination test kit for the qualitative and semi-quantitative detection of antibodies to *Treponema pallidum* in human serum and plasma specimens.

This kit can be used as an aid in the diagnosis of patients where syphilis infection is suspected and the screening of blood donors.

- Safe and reliable results
- Easy reading and interpretation



Ordering Information

Catalog #	Description
72503	TPHA 200 , 200 tests
72504	TPHA 500 , 500 tests

Related Products: Syphilis Total Ab Assay, Syphilis IgM EIA Assay, RPR 100, RPR 500.

RPR 100 and 500

Manual agglutination test kit for the qualitative and semi-quantitative detection of nontreponemal antibodies (reagin) in human serum or plasma specimens.

This kit can be used as an aid in the diagnosis of patients where syphilis infection is suspected in conjunction with clinical signs and symptoms.

- Easy to use
- Rapid results

Ordering Information

Catalog #	Description
72515	RPR 100 , 100 tests
72516	RPR 500 , 500 tests

Related Products: *Syphilis Total Ab Assay, Syphilis IgM EIA Assay, TPHA 200, TPHA 500.*



Dengue



Dengue, an endemic tropical and subtropical vector-borne disease, is the most significant arboviral disease. Patient management requires early, rapid and specific detection of the Dengue virus during the acute phase to differentiate between primary and secondary infection and to implement timely clinical treatment.

Antigen Detection

Dengue NS1 Ag

The Platelia Dengue NS1 Ag assay is a one-stage sandwich immune-enzymatic microplate assay for the semi-quantitative detection of dengue virus NS1 antigen in human serum or plasma specimens.

This kit can be used with other serological markers as an aid in the diagnosis of acute dengue infection for patients from endemic regions presenting dengue-compliant symptoms and/or feverish patients suspected to be infected with dengue virus.

The Platelia Dengue NS1 Ag assay can be used manually or on automated microplate systems.

- Early detection of dengue infection by detecting the NS1 antigen
- High specificity: detection of all dengue virus serotypes
- Validated on EVOLIS Family Systems



Ordering Information

Catalog #	Description
72830	Platelia Dengue NS1 Ag, 96 tests

Related Products: Automated microplate systems (EVOLIS and EVOLIS Twin Plus), stand-alone systems (PR 4100, PW 40 and IPS).

Malaria



Screening

Malaria EIA Assay

Semi-quantitative enzyme immunoassay kit for the detection of antibodies to *P. falciparum*, *P. vivax*, *P. ovale* and *P. malaria* in human serum or plasma specimens.

This kit can be used for screening of blood donors. It can be used manually or on automated microplate systems.



Contact your Bio-Rad representative to get the Malaria EIA flyer (16314)

Convenient and secure

- Easy-to-use kit
- All reagents included in the kit
- Barcoded reagents with expiration date and batch number
- Specimen and reagent deposit proof for all steps
- Direct reagent vial loading on EVOLIS racks
- Protocol validated on EVOLIS Family Systems



Ordering Information

Catalog #	Description
72526	Malaria EIA Assay , 96 tests

Related Products: Automated microplate systems (EVOLIS and EVOLIS Twin Plus), stand-alone systems (PR 4100, PW 40 and IPS).

Salmonella

Antibody Detection

Identification of *Salmonella* serovars.


Salmonella suspensions are used for establishing the presence or not of specific *Salmonella* antibodies in human sera. The presence of specific antibodies gives an information about the *Salmonella* serovars, mainly used for epidemiological purposes.



Ordering Information

Catalog #	Description
63402	<i>Salmonella typhi</i> Suspension O (TO), 50 mL
63312	<i>Salmonella typhi</i> Suspension H (TH), 50 mL
63572	<i>Salmonella typhi</i> Suspension Vi, 50 mL
63412	<i>Salmonella paratyphi</i> A - Suspension O (AO), 50 mL
63322	<i>Salmonella paratyphi</i> A - Suspension H (AH), 50 mL
63422	<i>Salmonella paratyphi</i> B - Suspension O (BO), 50 mL
63332	<i>Salmonella paratyphi</i> B - Suspension H (BH), 50 mL
63432	<i>Salmonella paratyphi</i> C - Suspension O (CO), 50 mL
63342	<i>Salmonella paratyphi</i> C - Suspension H (CH), 50 mL
63542	<i>Salmonella typhimurium</i> - Suspension H (TMH), 50 mL
63272	<i>Salmonella enteritidis</i> - Suspension H (ENH), 50 mL





Instrumentation

Through innovative products and cost-effective solutions for clinical diagnostics, Bio-Rad provides laboratories with the essential tools for susceptibility testing, screening, and confirmation of infectious diseases.

- [Automated imaging device](#) that reads and interprets inhibition zones around antibiotic disks and MIC strips
- [Fully-automated systems for EIA microplate processing](#) as well as stand alone equipment: readers, washers, and incubators
- [Expert system for HIV & HCV confirmation](#) with automatic reading, interpretation, and archiving

All Bio-Rad instruments have been designed to fit with laboratory needs and meet the highest safety standards.

Disclaimer: Bio-Rad products and services in this document may be for sale or available only in certain countries.
Please consult your local Bio-Rad representative for full details on the availability of our products and services in your region.

Bacteriology

Providing Expertise for the Right Treatment

The Bio-Rad **ADAGIO System** has been designed to facilitate the reading of antibiotic disks or MIC strips used in the AST diffusion plates method and to simplify the interpretation of the inhibition zones following EUCAST, CLSI, and CA-SFM/EUCAST recommendations. The Bio-Rad disk recognition feature improves the reading process and secures the results interpretation.

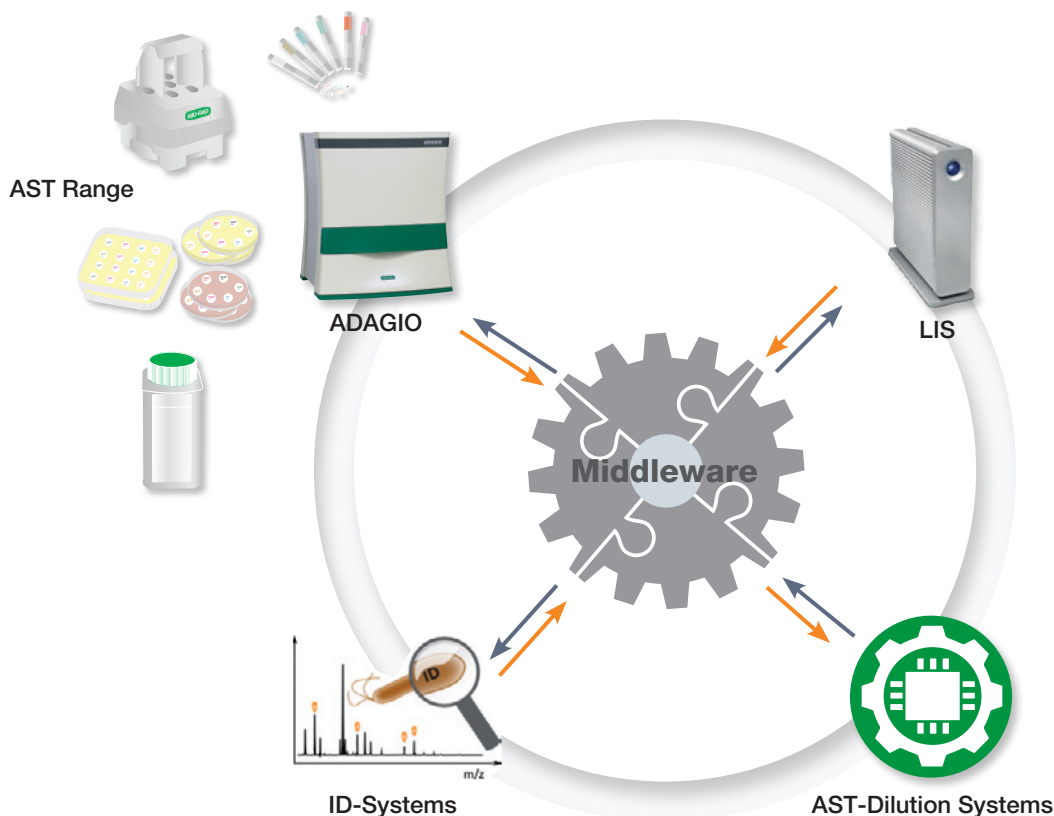
The **ADAGIO Software** includes:

- A flexible and user-friendly interface
- An up-to-date **Expert System** for the detection of potential errors and frequent antibiotic resistance mechanisms
- And a powerful **Epidemiology module** for the monitoring of resistance trends and nosocomial infections

Two optional modules are also available to customize your software according to your needs:

- The **Strips module**, intended for the reading and interpretation of strips used for the determination of the Minimal Inhibition Concentration (MIC)
- The **Traceability module**, designed to link the batch number of antibiotic disks, MIC strips, and culture media to patient AST results as well as to quality control results

Join the community of ADAGIO users, representing hundreds of hospitals and private laboratories on all continents!



Automated AST-Diffusion System

ADAGIO

Automated imaging device that reads and interprets antibiotic disks and MIC strips. The Bio-Rad automatic disk recognition feature improves the reading process for reliability and confidence in your results interpretation.

ADAGIO offers built-in expertise for the detection of the most frequent antibiotic resistance mechanisms and inconsistencies in the AST results.

ADAGIO software also includes an Epidemiology module for monitoring the outbreaks of multi-drug resistant bacteria and nosocomial infections.

Built-In Expertise

- ADAGIO System and AST disks adhere to the EUCAST, CLSI, and CA-SFM/EUCAST guidelines and recommendations
- Powerful Epidemiology module monitors resistance trends and nosocomial infections

Connectivity

- Intuitive software ensures fast adoption
- Bidirectional connection with LIS/MW providers and ID systems secures data transmission

Data Management and Traceability

- Quality control results management and data monitoring with Bio-Rad Unity software
- Traceability of antibiotic disks, MIC strips, and culture media batch numbers for every single analysis (optional)



[ADAGIO System](#)



[ADAGIO Antimicrobial Susceptibility Testing System brochure \(16441\)](#)



[Bacteriological Urinalysis Workflow video](#)



[Start a conversation](#)



Ordering Information

Catalog #	Description
93400*	Automated AST-Diffusion reading and interpretation , 1 unit
12016740**	Automated AST-Diffusion reading and interpretation , 1 unit

* For EU countries sales only.

** For out of EU countries sales.

Related Products: [Antimicrobial Susceptibility Disks](#), [Disk Dispensers](#), [Antimicrobial Susceptibility Media](#), [B LACTA](#) and [B CARBA](#) tests.



Expert System Update

Yearly update of ADAGIO Expert System.

- Reliable results following updated EUCAST, CLSI, and CA-SFM/EUCAST recommendations



Ordering Information

Catalog #	Description
93594*	Expert System update, 1 unit

* Contact your Bio-Rad representative to get the update pack.

Related Product: ADAGIO.

Optional Modules

Traceability module unlimited license

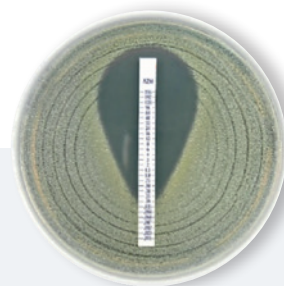
Traceability of antibiotic disks, MIC strips, and culture media batch numbers for every single analysis (optional).

- Fits with accreditation requirements

Strips module unlimited license

Reading and interpretation of strips used for the determination of the Minimal Inhibition Concentration (MIC).

- Completes our AST diffusion offer



Ordering Information

Catalog #	Description
93854	Traceability module unlimited license, 1 unit
93857	Strips module unlimited license, 1 unit

Related Product: ADAGIO.

Serology Screening



The EVOLIS Family Systems are self-contained microplate processors designed to completely automate microtiter plate-based EIA techniques. These systems are dedicated to smooth and safe handling of materials encountered in today's busy labs, such as central hospitals, screening institutions, public health laboratories and transfusion centers. Moreover, the open architecture, with its user-friendly software and hardware interfaces, enables laboratory managers to select microplate assays with analytical requirements appropriate for their laboratory's environment. EVOLIS Family Systems are state-of-the-art microplate processors with a high degree of analytical performance.

Automated Microplate Processing

EVOLIS Family Systems

The family of EVOLIS Systems are self-contained microplate processors designed to completely automate EIA techniques using microtiter plates.

- Highest level of safety with triple detection technology, disposable tips, and positive identification
- Fully-automated with walkaway automation from 4 to 7 plates (EVOLIS) and 3 plates (EVOLIS Twin Plus), continuous loading and bidirectional connection
- Designed for 30,000 to 100,000 tests/year (EVOLIS) and 10,000 to 50,000 (EVOLIS Twin Plus)
- Open and highly flexible system with easy programming for any EIA-based assay




Serological Disease Screening Tests for Blood Donation brochure (PF365)



Start a conversation



EVOLIS Family Systems brochure (PF363)



Ordering Information

Catalog #	Description
Instruments	
89818B	EVOLIS, Complete
93500B	EVOLIS Twin Plus, Complete
Accessories	
89611	Conductive Tips (300 µl) (samples), 18 x 960
89612	Conductive Tips (1,100 µl) (reagents), 10 x 960
12015656	WIN10 PC OUS + Pre-Installed EVOLIS SW, 1 unit

Microplate Reader


PR 4100

The next generation 8-channel absorbance microplate reader is controlled by a notebook PC with Windows 10. The system is validated for testing a complete menu of Bio-Rad EIA tests.

- Accurate, reproducible, and fast measurements
- Compact and innovative design



Contact your Bio-Rad representative to get the PR 4100 Absorbance Microplate Reader flyer (17541)



Ordering Information

Catalog #	Description
94196B	PR 4100, Complete
12017678	PR4100 PC + SW OUS (Dell 3510 Win10), 1 unit

Washer

PW 40

The 8-channel microplate washer/aspirator includes built-in vacuum and dispensing pumps.

- Fully and easily programmable
- Wide selection of washing methods



Contact your Bio-Rad representative to get the PW 40-41 flyer (16415)



Ordering Information

Catalog #	Description
85499	PW 40 - Microplate Washer, 1 unit

Incubator

IPS

Dry incubator for microplates, designed for delivering a controlled temperature environment for optimal results with the most demanding assays.

- Temperature regulated $\pm 0.5^{\circ}\text{C}$
- Edge effects eliminated

Ordering Information

Catalog #	Description
87530	IPS, 1 unit



Metrology Tools



The USB incubator verification tool, the plate transport module check, the performance evaluation kit, and the reader verification plate tool ensure conformity to original manufacturer conditions and specifications, guarantee reliable operation, and meet the highest accreditation requirements.

USB Incubator Verification Tool V2

The verification tool enables technicians and users of EVOLIS Family Systems and the IPS system to verify that the actual incubation temperature over a defined period of time is in accordance with the specified requirements.



Ordering Information

Catalog #	Description
91069	Incubator Verification Tool V2 , 1 kit

Related Products: *EVOLIS Systems, IPS System.*

Performance Evaluation Kit : Pipettor-Washer

For the verification of the pipetting and washing performance of EVOLIS Systems as well as the washing performance of the microplate washer PW 40 using a colorimetric method. These kits are designed to meet verification requirements upon installation and at regular intervals.



Ordering Information

Catalog #	Description
89894	PE Kit, Pipettor-Washer , 10 plates
89897	PE Kit, Pipettor-Washer , 30 plates

Related Products: *EVOLIS Systems, PW 40.*

Reader Verification Plate

For the technicians and users of the EVOLIS Systems to verify that the current photometer meets the specified requirements (alignment, accuracy, linearity, etc.)



Ordering Information

Catalog #	Description
89690	EVOETP Reader Verification Plate , 1 unit

Related Products: *EVOLIS Systems.*

Serology Confirmatory Testing



Bio-Rad offers a complete system for unitary HIV and HCV assays, with automated reading, interpretation, and archiving, to confirm positive screening test results in less than 30 minutes: One Patient. One Cartridge. One Result.

Automated Unitary Test Reader

Confirmatory testing has never been simpler

Geenius System (Reader & Software)

Complete system for unitary assays providing automated reading and interpretation of HIV-1 and HIV-2 tests (differentiation and confirmation) and of HCV tests (supplemental assay).

- **Automatic interpretation:** uses expert software and proprietary algorithms
- **Intuitive interface:** user-friendly with minimal required training
- **Secure data management:** automated archiving, full traceability and bidirectional interfacing with LIS



[Geenius Solution video](#)
[Starting with Geenius video](#)
[Geenius Manufacturing Process](#)



[Geenius Solution brochure \(PF357\)](#)



[Start a conversation](#)



Ordering Information

Catalog #	Description
-----------	-------------

Instruments

92465	Geenius Reader, 1 unit
12017081	Geenius PC + SW OUS (Dell 3510 Win10), 1 unit

Accessories (optional)

92461	Geenius Software, 1 unit
94197	Anti-theft System, 1 unit

Related Products: [Geenius HIV 1/2 Confirmatory Assay](#), [Geenius HCV Supplemental Assay](#).



**Bio-Rad
Laboratories, Inc.**

*For further information, please contact the Bio-Rad office nearest you
or visit our website at www.bio-rad.com/diagnostics*

*Clinical
Diagnostics Group*

Website www.bio-rad.com/diagnostics **Australia** +61 (2) 9914 2800 **Austria** +43 (0) 1 877 89 01 9 **Belgium** +32 (0) 3 710 53 00 **Brazil** +55 11 3065 7550 **Canada** +1 514 334 4372
China +86 21 6169 8500 **Czech Republic** +420 241 431 660 **Denmark** +45 44 52 10 00 **Finland** +358 9 804 22 00 **France** +33 (0) 1 47 95 60 00 **Germany** +49 (0) 89 31884 393
Greece +30 210 7774396 **Hong Kong** +85 2 2789 3300 **Hungary** +36 1 459 6190 **India** +91 124 4029300 **Israel** +972 03 963 6025 **Italy** +39 024 94 86 600 **Japan** +81 3 6361 7070
Mexico +52 (55) 5488 7670 **The Netherlands** +31 (0) 318 540 666 **New Zealand** +64 (9)415 2280 **Norway** +47 23 38 41 30 **Poland** +48 22 331 99 99 **Portugal** +351 21 47 27 700
Republic of Korea +82 080 007 7373 **Russia** +7 (495) 721-14-04 **Singapore** +65 6415 3170 **South Africa** +27 11 442 8508 **Spain** +34 91 490 6580 **Sweden** +46 844 98053
Switzerland +41 (0) 61 717 9555 **Taiwan** +886 (2) 2578-7189 **Thailand** (662) 651 8311 **United Kingdom** +44 (0) 1923 471301